



PHOTONICS BASED TERAHERTZ SOURCES

By Jean-François ROUX
Université Savoie Mont-Blanc
IMEP-LAHC – UMR CNRS 5130

Séminaire de Confinement Avril 2020

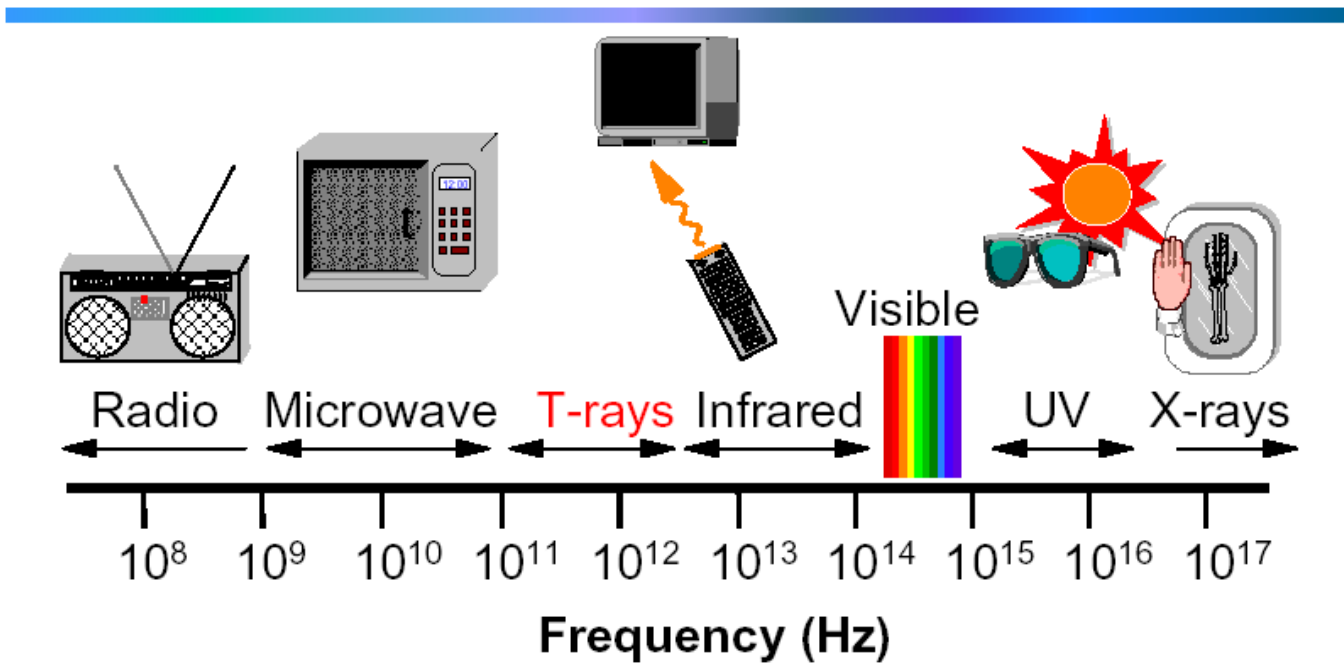


Outline of the talk

1. Introduction
2. Direct emission of THz waves
3. Down-conversion of photonic sources
4. Conclusion

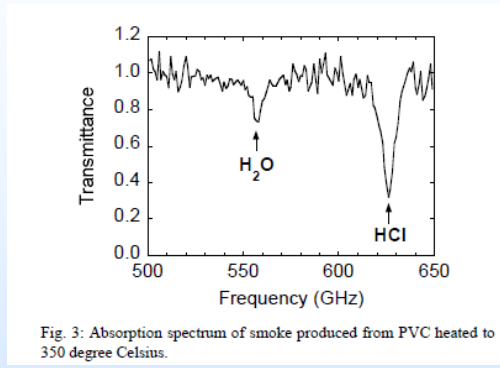
TeraHertz Spectrum

What is terahertz radiation?

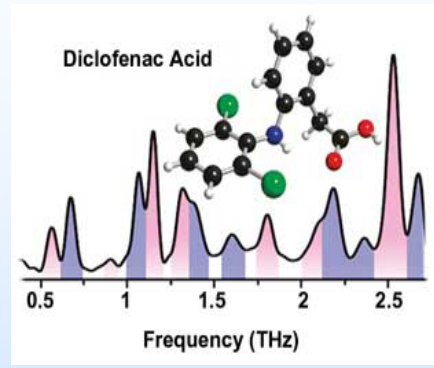


$\nu = 1 \text{ THz}$ \longrightarrow $\lambda = 300 \mu\text{m}$
 \longrightarrow $h\nu = 33 \text{ cm}^{-1}$ or 4.1 meV
 \longrightarrow $T = 48 \text{ K}$

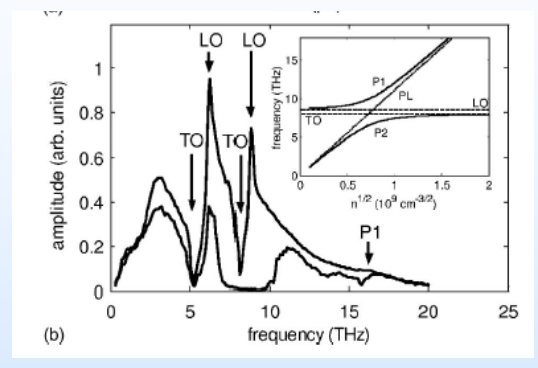
Different type of applications




High resolut^o spectroscopy



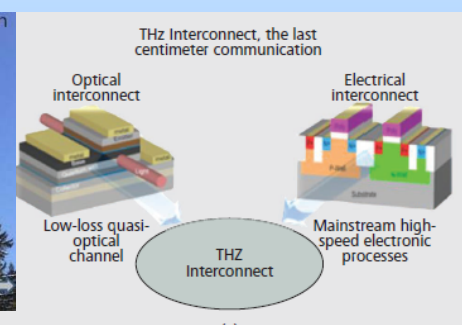
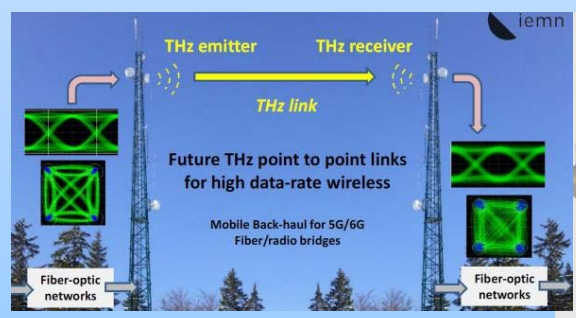
Broadband spectroscopy



Ultra Broadband spectroscopy



Vision and Non destructive Control




Wireless Telecommunications

Which sources for THz studies ?



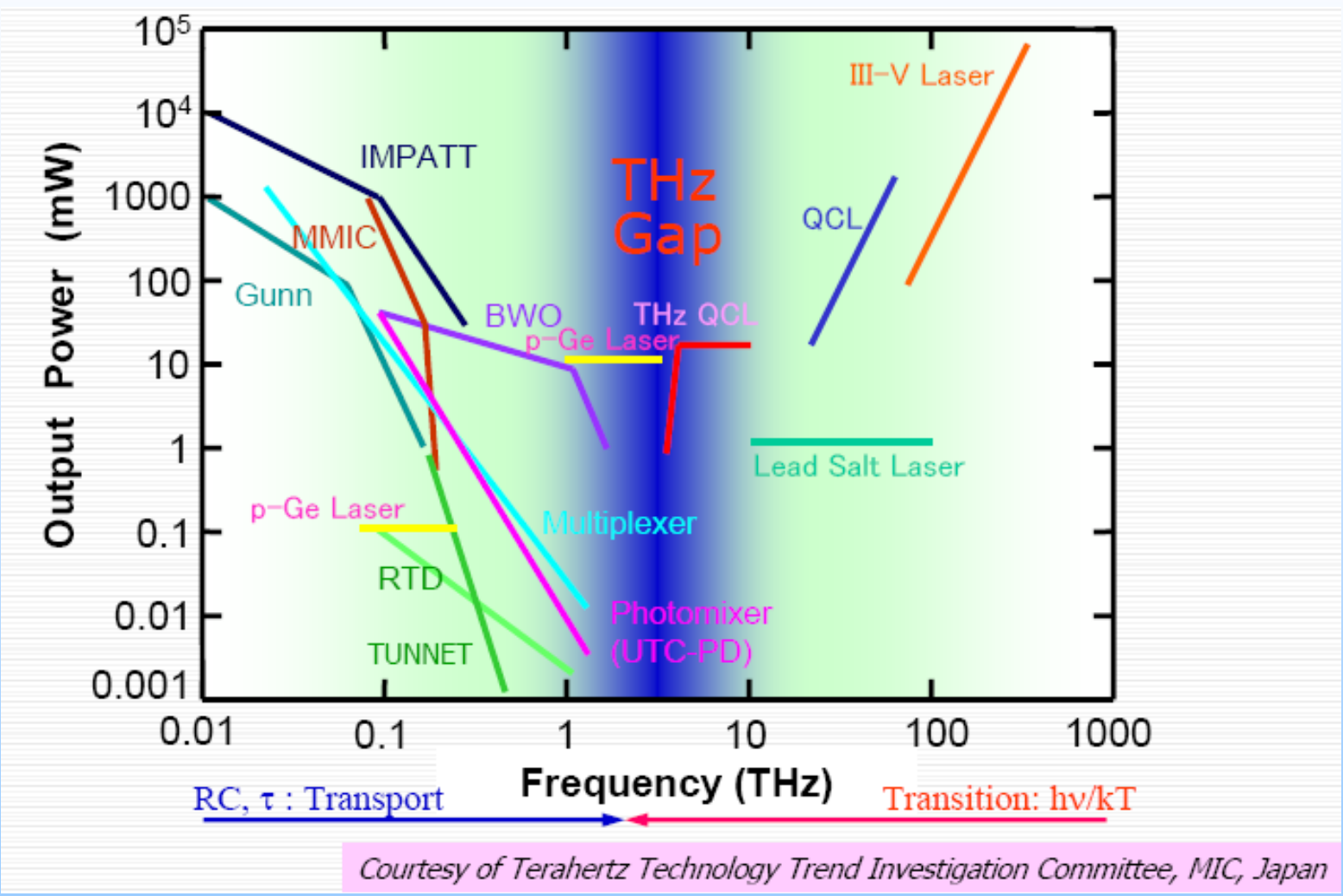
Tape* ?

Or Free Electron laser ?



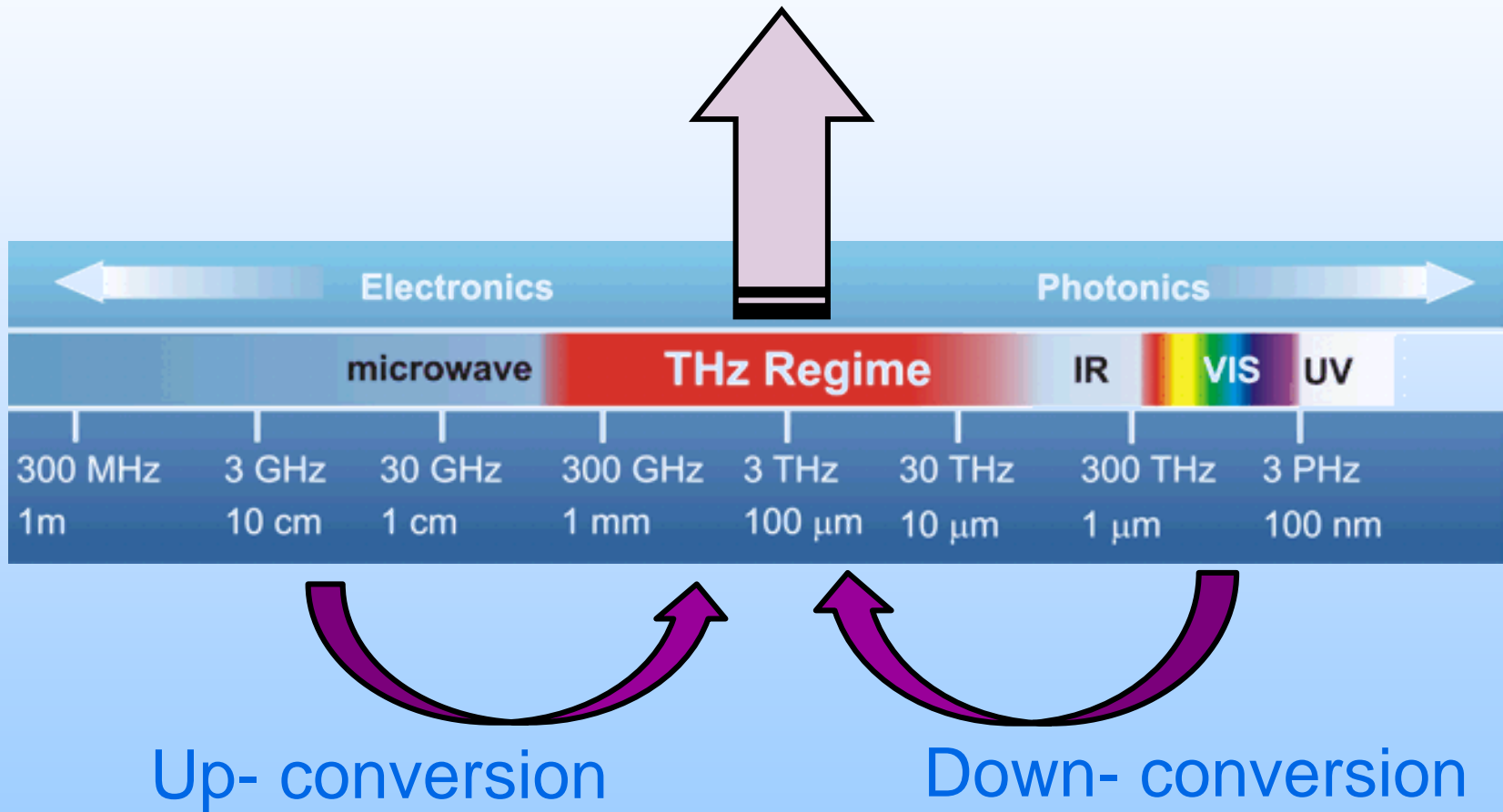
*Tribocharging effect : Opt. Lett. 34, 2195–2197; 2009

Which sources ? The THz “Gap”



Different ways of generating THz

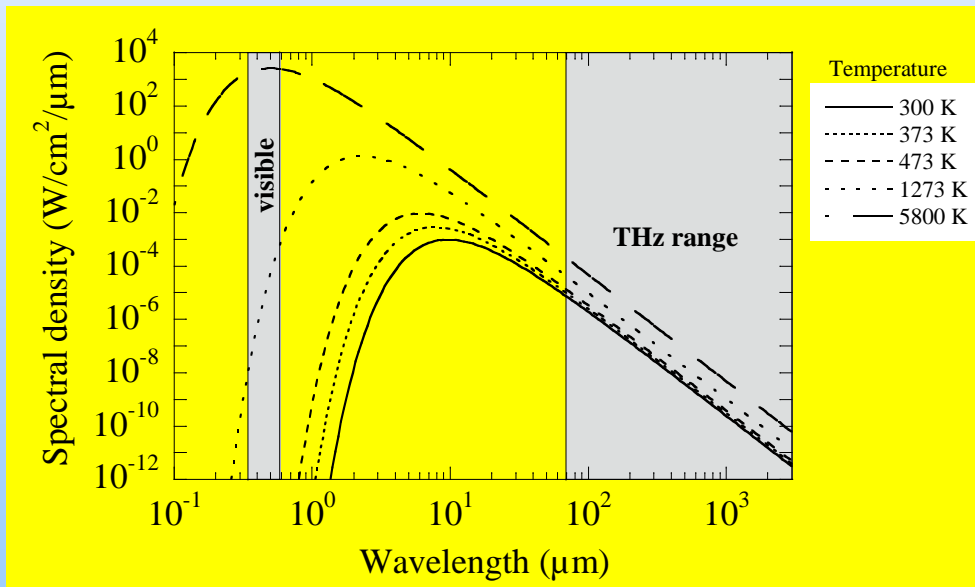
Direct THz Emission



Direct emission of THz signal

■ Blackbody radiation :

incoherent, broadband, very weak power (\sim nW)




- Commonly used in FTIR spectrometer



THz lasers

■ Molecular lasers



From Edinburgh Instruments

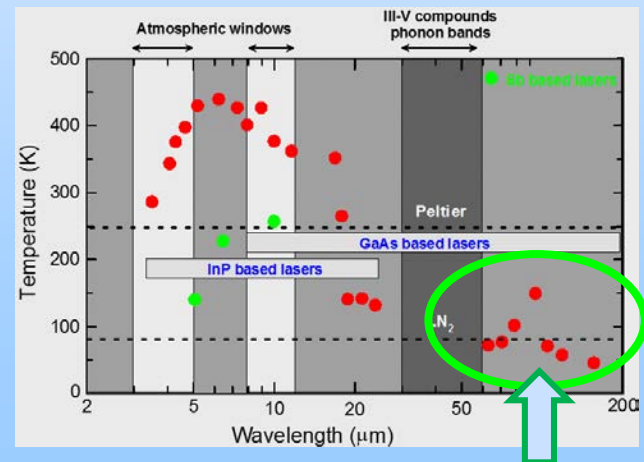
« Not very stable », « powerful »

FIR100 FAR INFRARED OUTPUT SPECIFICATION			
λ (μm)	FIR MOLECULE	CO ₂ PUMP LINE	POWER
96.5	CH ₃ OH	9R10	>60mW
118.8	CH ₃ OH	9P36	>150 mW
184.3	CH ₂ F ₂	9R32	>150mW
432.6	HCOOH	9R20	>30mW
513.0	HCOOH	9R28	>10mW

■ Quantum cascade lasers



1 mW average power in the 1.8 – 5 THz range
 20 mW pulsed power
 20 000 \$ (QCL) + 100 000 \$ (cryo-cooler)



THz QCL's (f > 3 THz)

Down Conversion of Photonic sources

- Down-conversion of two cw laser frequency

 - Dedicated dual wavelength lasers

 - THz cw generation in ultrafast photodetectors

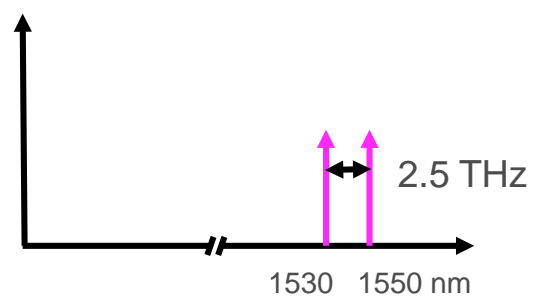
- Down-conversion of fs laser pulses

 - THz pulse generation in ultrafast photoswitches


 - THz pulse generation in non-linear crystals

From IR down to THz: case of CW regime

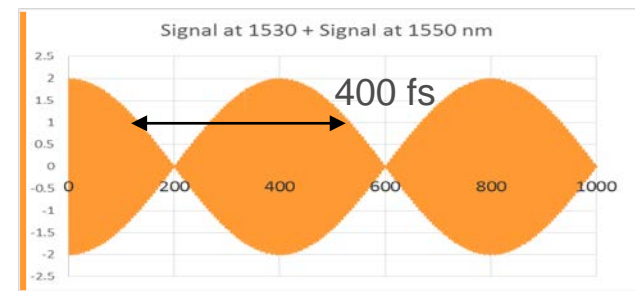
2 laser lines



FFT



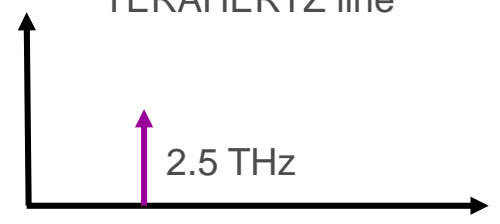
Optical beating



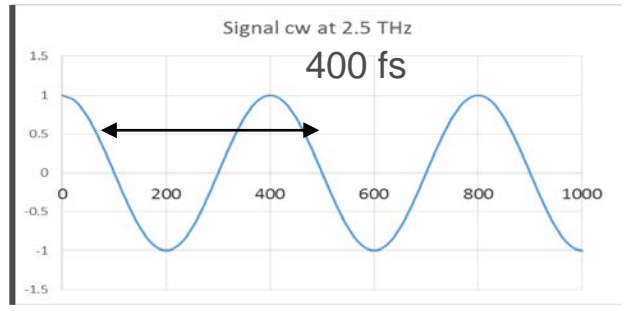

Envelope detection



TERAHERTZ line

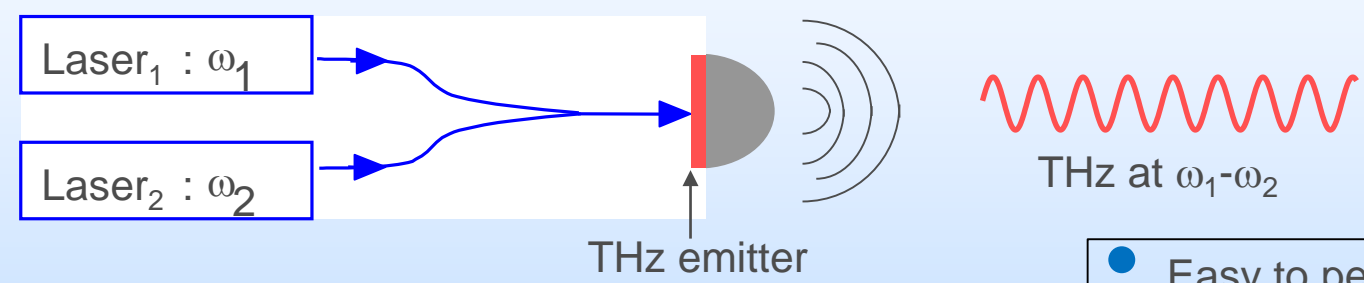


FFT⁻¹



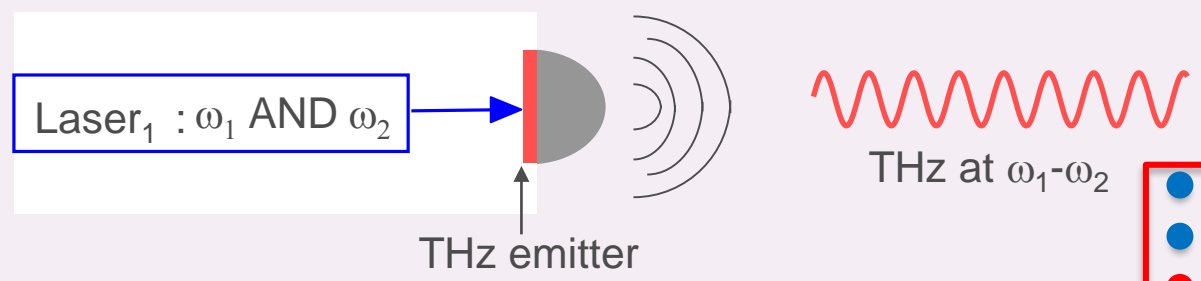
Dedicated dual-wavelength lasers for THz CW generation

- Classical cw THz generation by optical beating of two lasers



- Easy to perform
- Tunable
- Reduced frequency stability

- CW THz generation using dual-wavelength laser



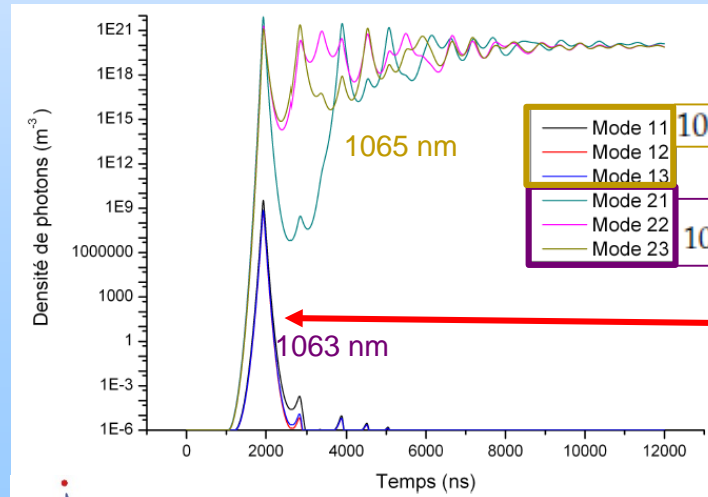
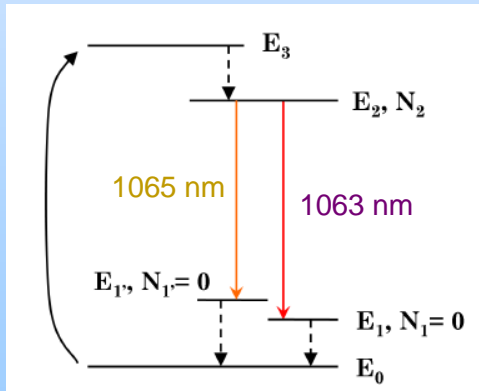
- Stable
- Compact
- Tunable ?

Dual-wavelength micro-lasers for THz generation

- Neodyme based laser offer high gain and large panel of available crystals
- CW or Q:switch regime
- **Central wavelength has to match THz emitter technology**
- **Gain competition in between different laser modes**



Example : **Dual wavelength operation in Nd:GdVO₄**



1065 nm : $\sigma_2 = 2,1 \cdot 10^{-23} \text{ m}^2$

1063 nm : $\sigma_1 = 1,8 \cdot 10^{-23} \text{ m}^2$

The modes lasing at the less efficiently pumped wavelength are « killed »



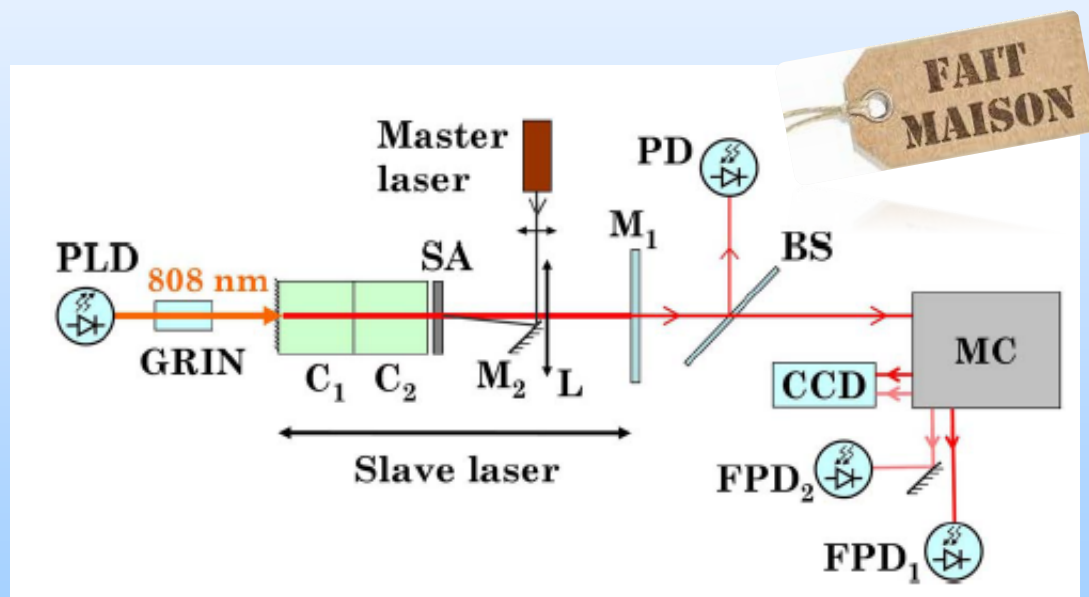
2-color micro-laser externally triggered

- Beating in between two lasing transitions of two different crystal placed in 1 cavity

July 15, 2012 / Vol. 37, No. 14 / OPTICS LETTERS 2817

Simultaneous passively Q-switched dual-wavelength solid-state laser working at 1065 and 1066 nm

Florent Pallas,¹ Emilie Herault,² Jean-Francois Roux,² Antoine Kevorkian,³ Jean-Louis Coutaz,² and Guy Vitrant^{1,*}



LC1 : Nd:GdVO₄

LC2 : Nd:YVO₄

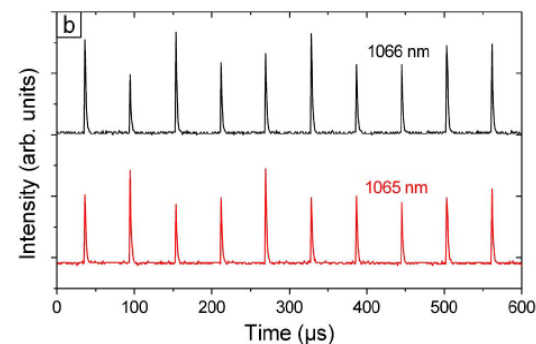
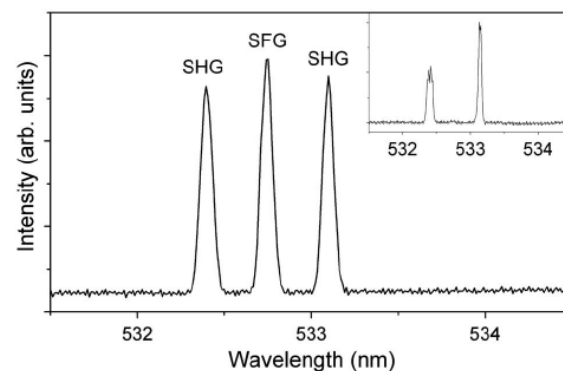


Fig. 2. (Color online) Typical pulse train: a, without external triggering; b, with optimal triggering.



30 ns pulse duration

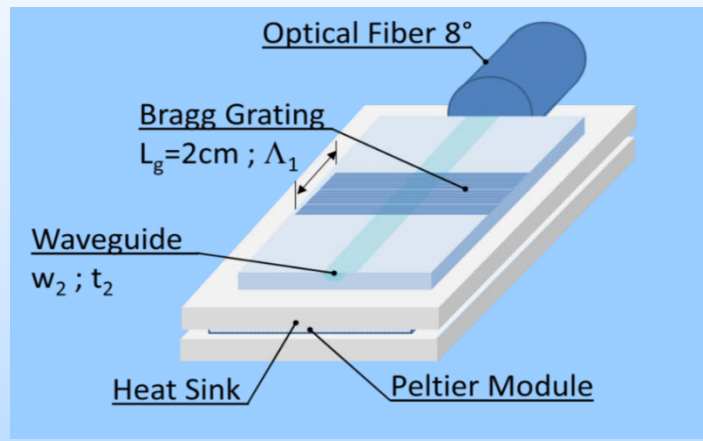

70 W peak power

100 % synchronizat°

Integrated lasers on glass for THz generation


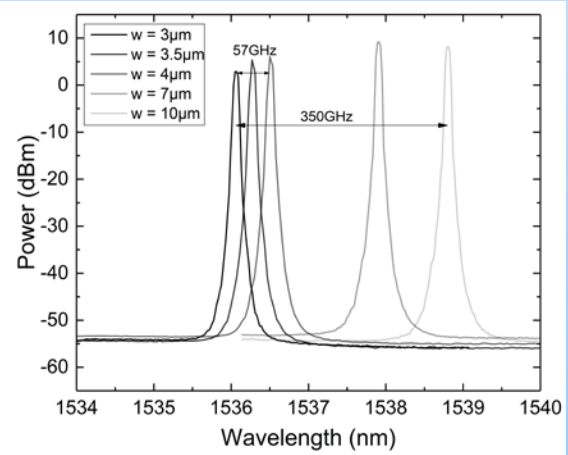
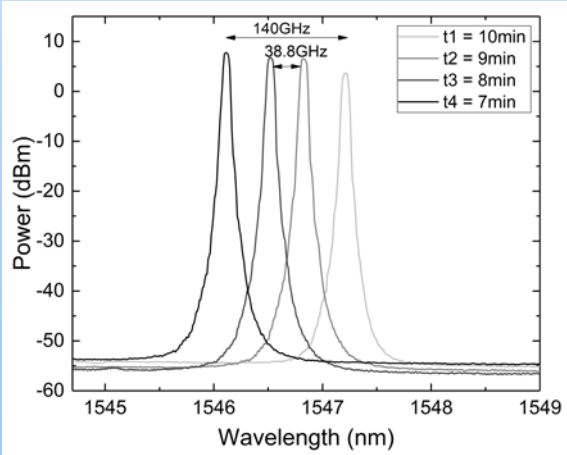

- Verre IOG1 co-dopé Er-Yb
- Cavité DFB

- Guide monomode w
- Pompage à $\sim 980\text{nm}$



Contrôle de la longueur d'onde émise

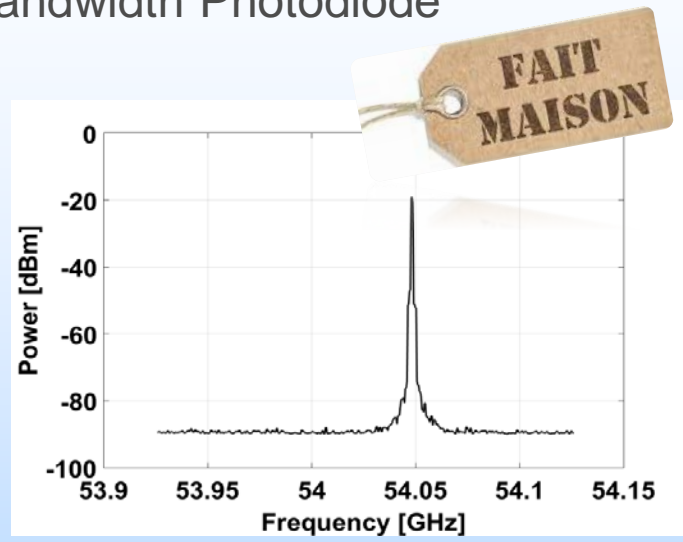
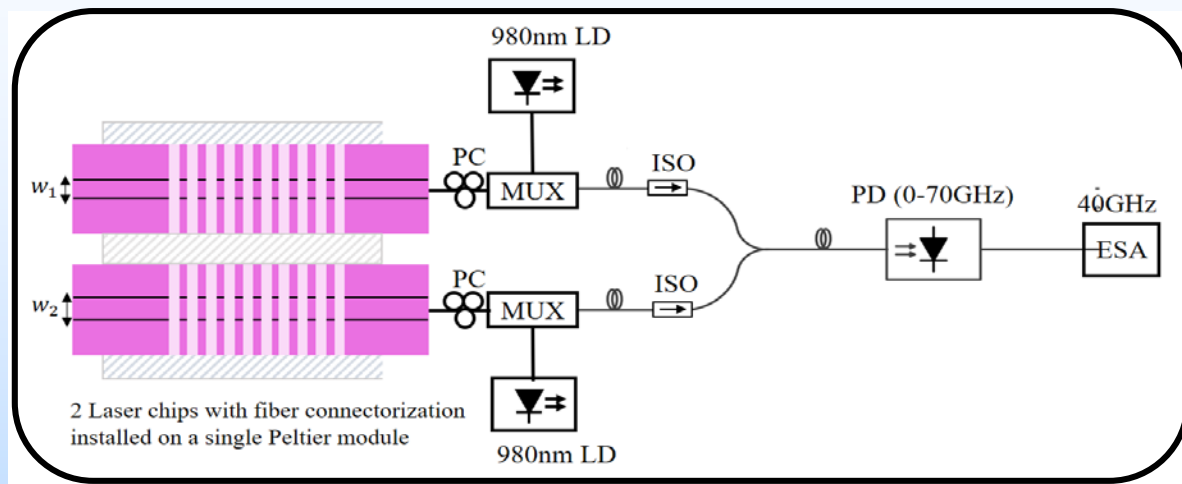
- Cavité optique réseau
- Largeur du guide masque
- Profondeur du guide temps d'échange
- Température utilisation



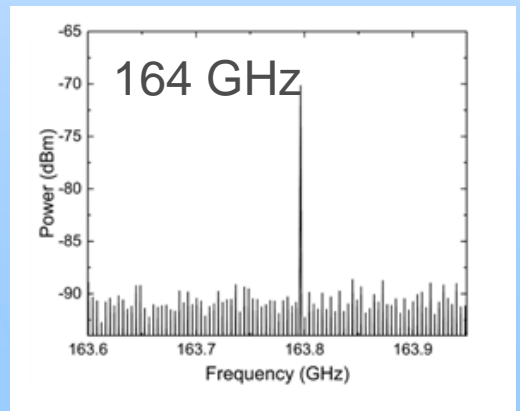
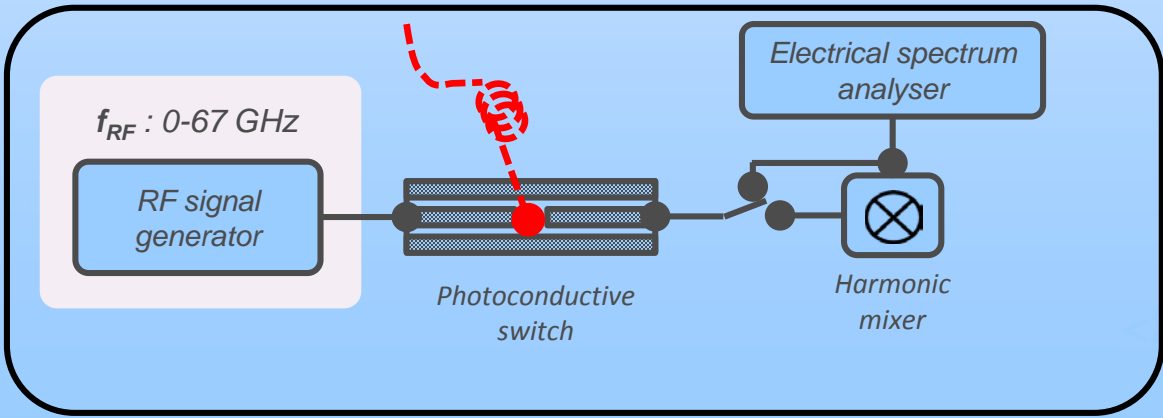
Integrated lasers : RF generation and detection



Photodetection of a sub-THz laser beat using a High Bandwidth Photodiode

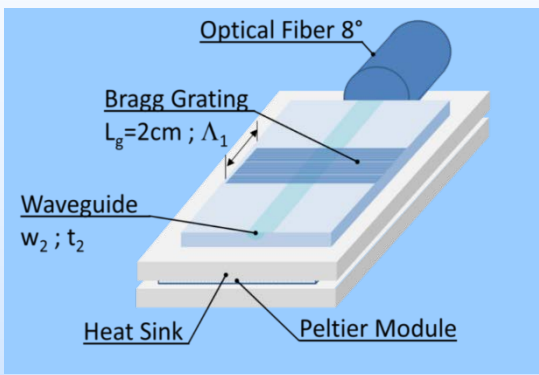


Heterodyne detection set-up for above 70 GHz generation and detection

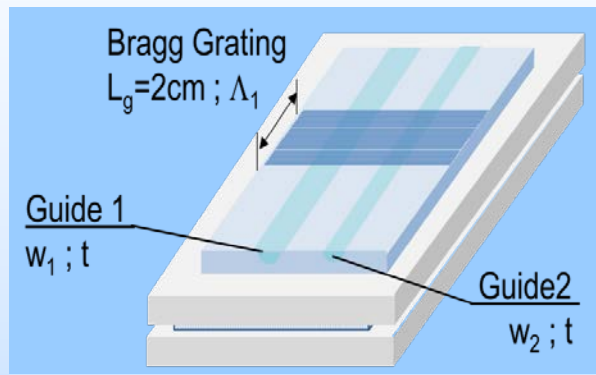


Integrated lasers : basic and advanced solutions

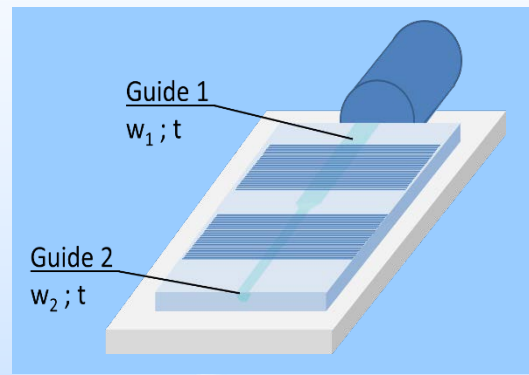
Beating of 2 lasers



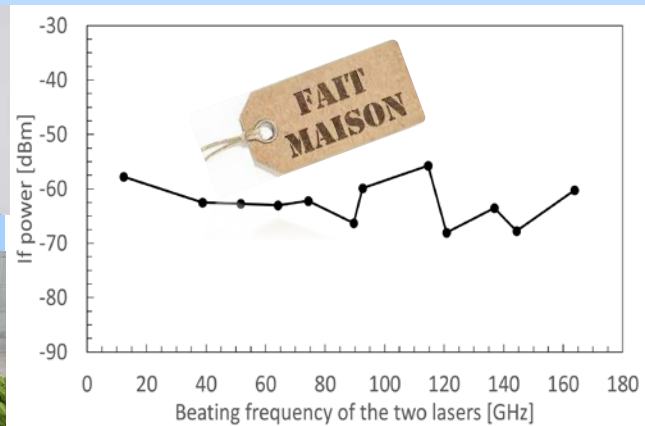
Co-integrated lasers



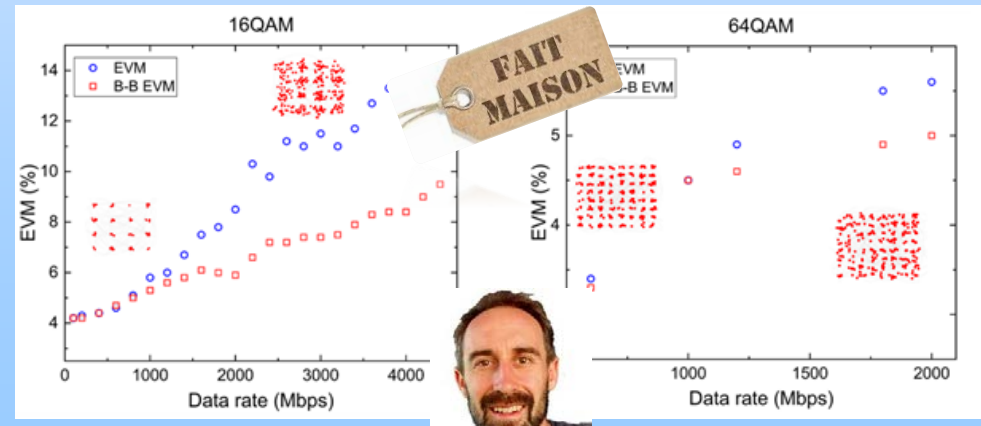
Dual wavelength lasers



Up to 170 GHz detected beating

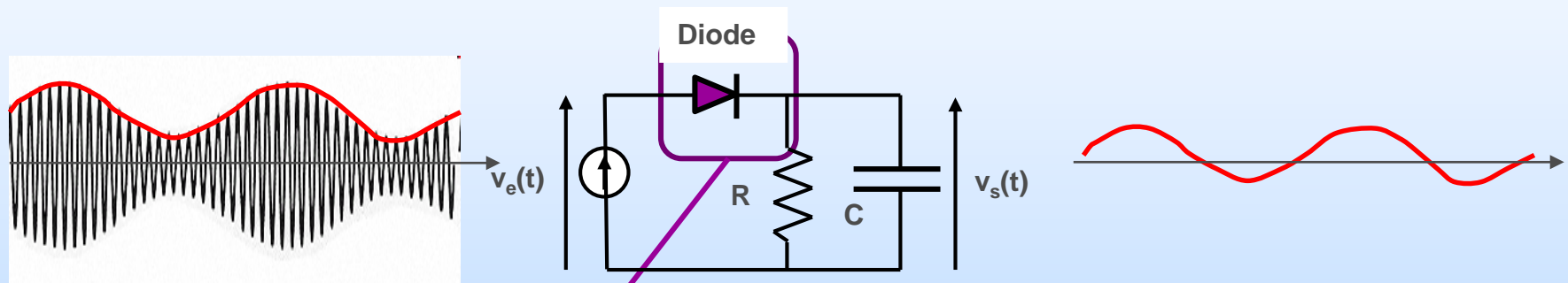


Demonstration of Multi-Gigabits RoF solutions



Optical mixers for Down Conversion of Photonic sources

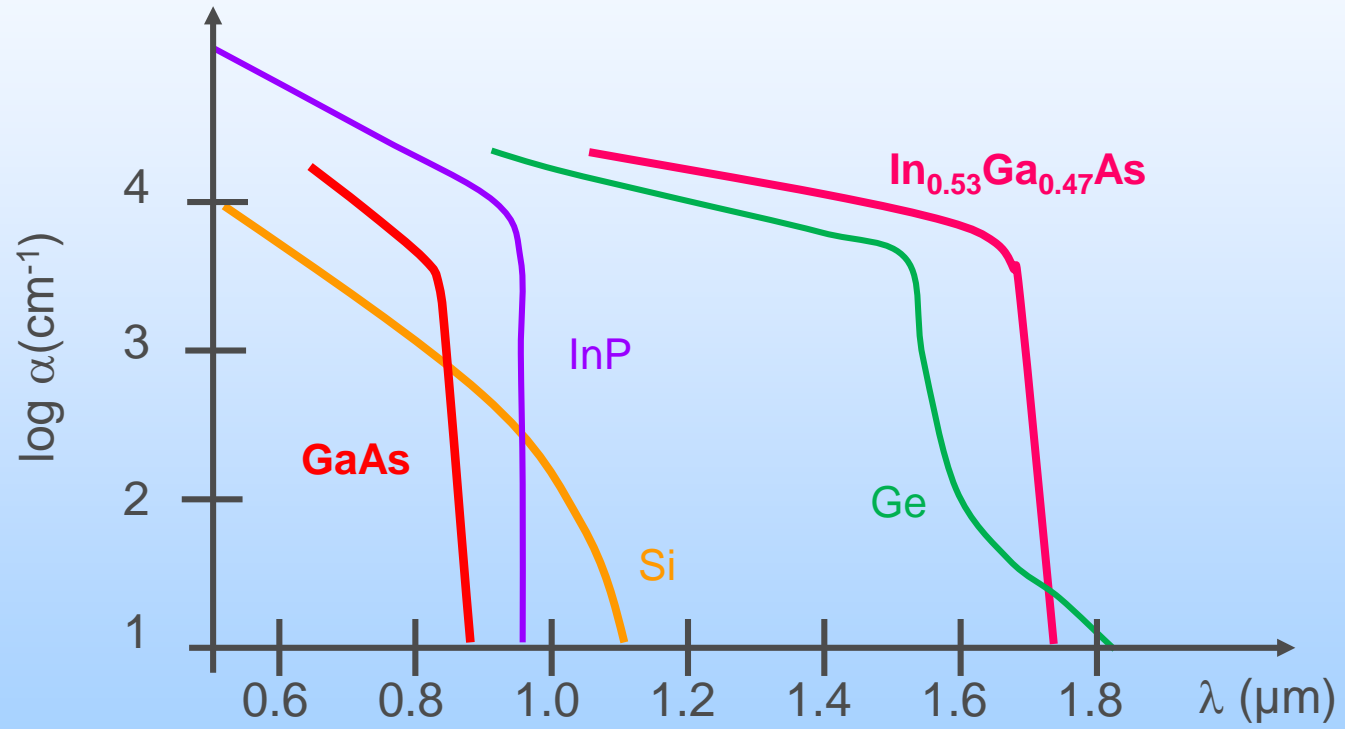
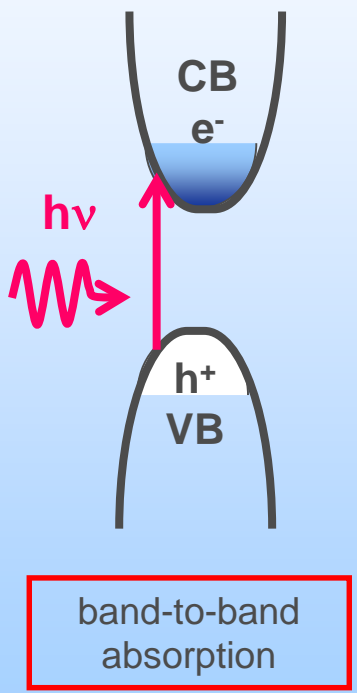
- Amplitude demodulation in Radio = Enveloppe detection = frequency downconversion



Which nonlinear element sensitive to optical frequencies ?

Resonant nonlinear phenomena	Non-resonant nonlinear phenomena
Electron/ holes pair generation by absorption in an opaque media	Difference frequency generation in a transparent nonlinear media



Optical absorption in semiconductors reminder

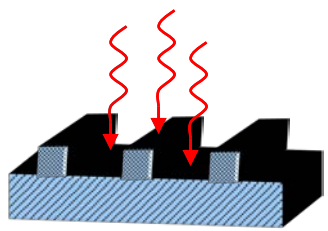


Visible Range GaAs absorbs 10 times more than Si
NIR Range : Only InGaAs or Ge can be used

Different kind of photodetectors

Photoswitches

-  Absorption Layer
-  Contact layers





Metal electrodes
Intrinsic GaAs

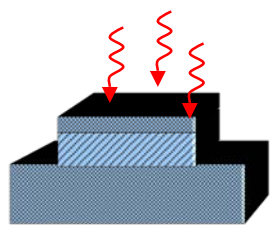
Features

Simple, Planar,
No internal Field
Lifetime or transit time limited
Low Capacitance
Low Quantum Efficiency

Photodiodes

-  Absorption Layer
-  Contact layers

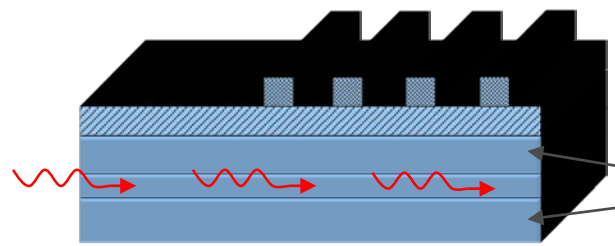
PIN



P+ Contact
Intrinsic Absorption
N+ Contact

*Trade-off Between
Quantum efficiency
and Speed*

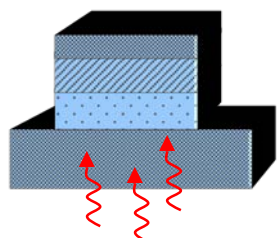
Waveguide



Absorption Layer
Guide Layers

*High efficiency
High speed
Difficult to couple into*

*Uni
Travelling
Carrier*

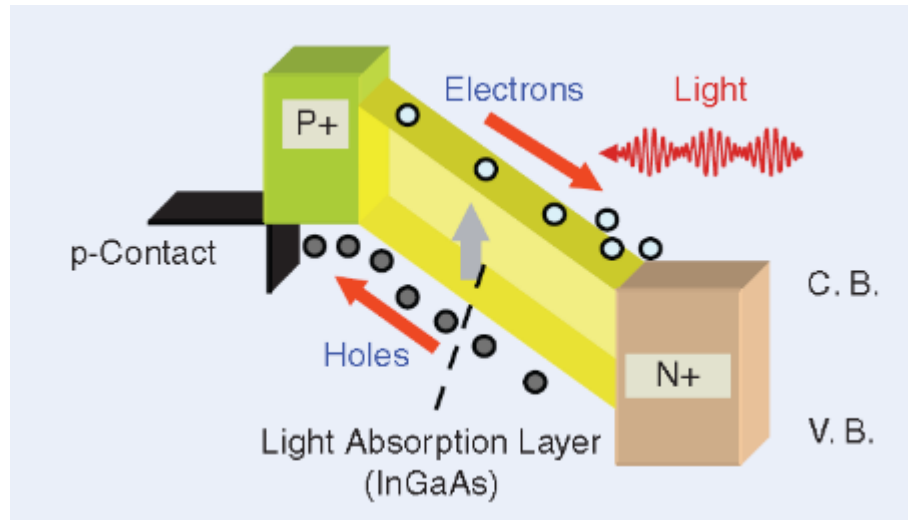


P+ Contact
P Absorption layer
Transparent intrinsic layer
N+ Contact

*Very High Speed
High Efficiency*

High-Frequency detection at 1.55 μm

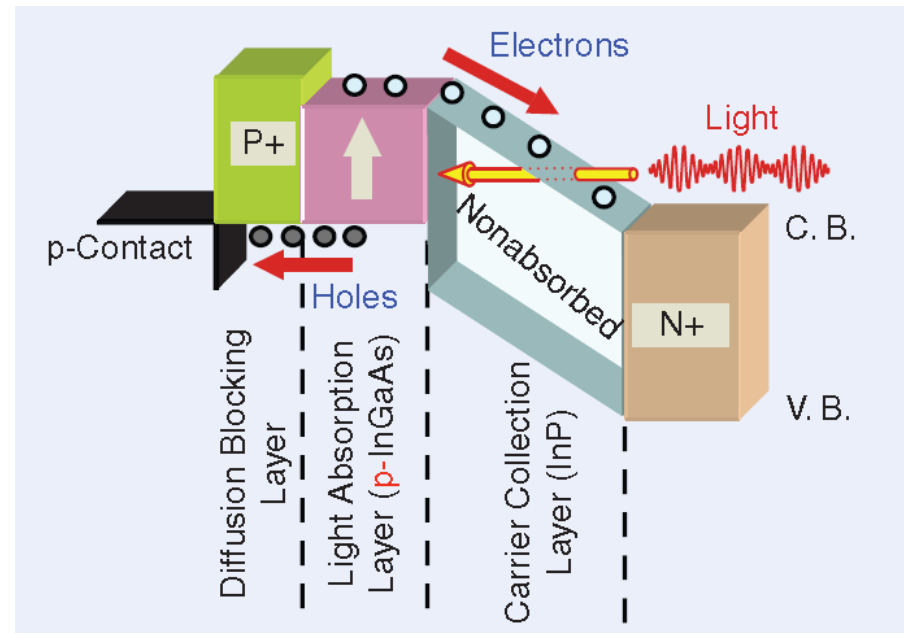
pin-PD



Holes are slow !

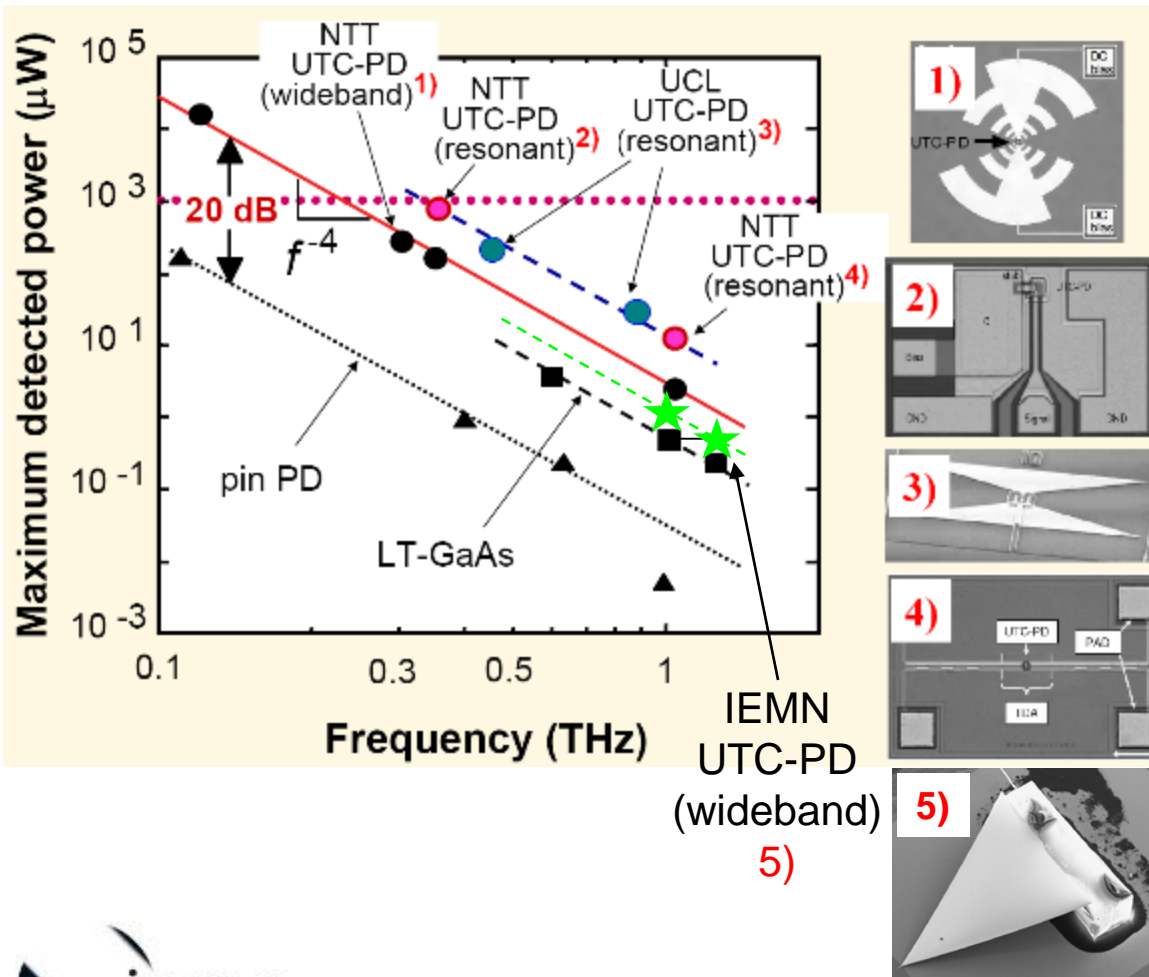
- Low frequency cut-off
- Saturation

Uni-Travelling Carrier-PD



Proposed at NTT in 1996
(T. Ishibashi *et al.*)

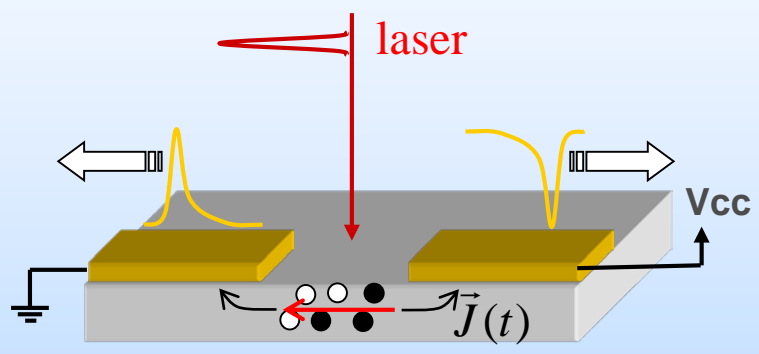
UTC-PD: State of the art



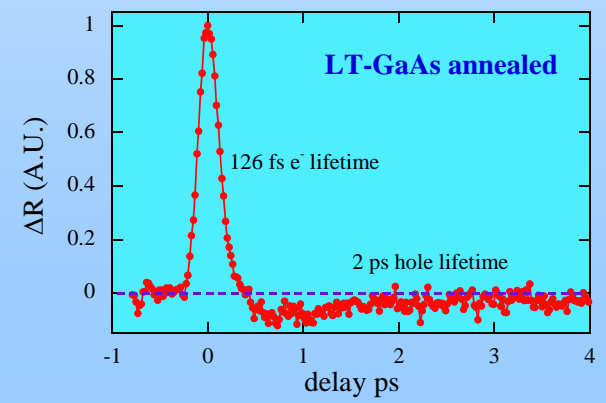
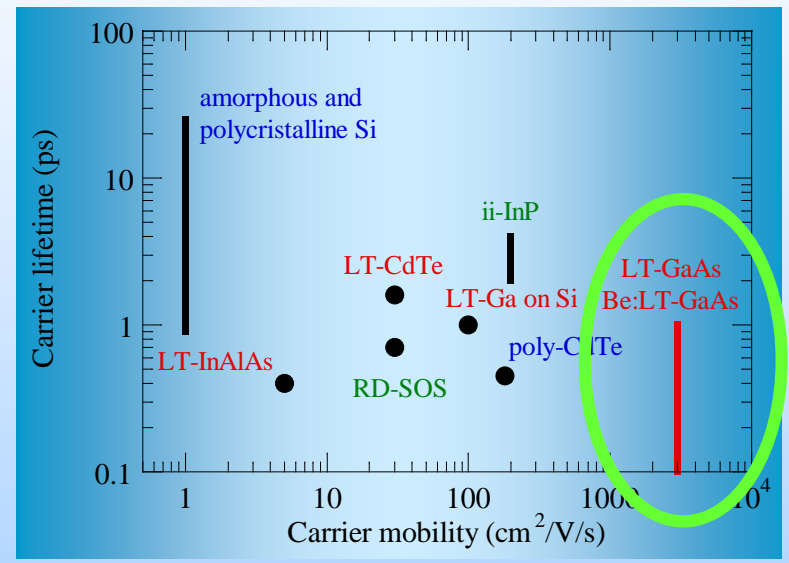
- Wideband antenna
 $\approx 1\text{-}2 \mu\text{W} @ 1 \text{ THz}$
- Resonant antenna
 $\approx 10\text{-}20 \mu\text{W} @ 1 \text{ THz}$
 $\approx 500 \mu\text{W} @ 350 \text{ GHz}$

Principle of Ultrafast photoswitches

- Optically controlled resistor with **carrier lifetime limited response** :



- No internal Field
- High Bandwidth due to ultrashort carrier Lifetime limited**
- Low Capacitance
- Low Quantum Efficiency

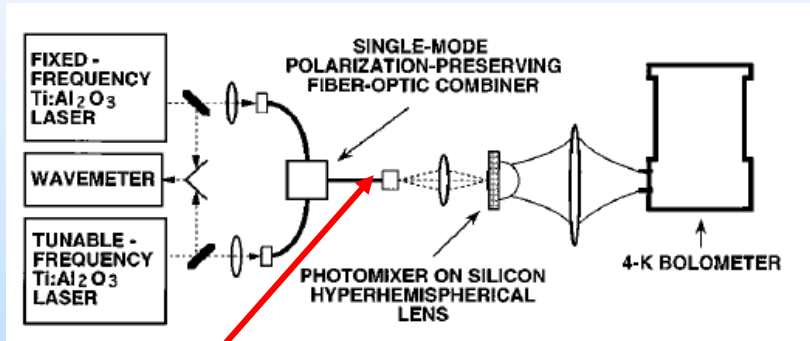


CW photoconducting emission with interdigitated LTG-GaAs structures

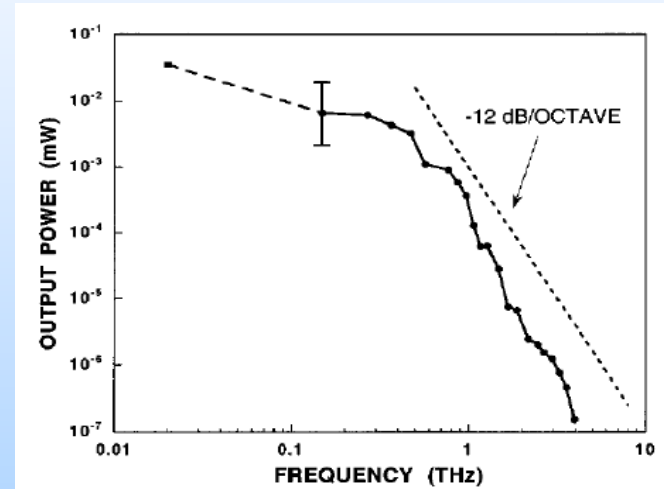
Photomixing up to 3.8 THz in low-temperature-grown GaAs

E. R. Brown, K. A. McIntosh, K. B. Nichols, and C. L. Dennis

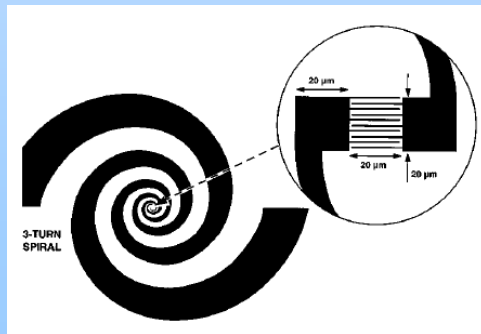
Lincoln Laboratory, Massachusetts Institute of Technology, Lexington, Massachusetts 02173-9108



Beating of 2 Ti:Sa CW lasers



Broadband spiral antenna



Appl. Phys. Lett., vol. 66, p. 285 (1995)

$$P_{rad} \propto \frac{P_1 P_2}{(1 + (\omega R_L C)^2)(1 + (\omega \tau_c)^2)}$$

$$\tau_c = 270 \text{ fs}$$

$$R_L C = 210 \text{ fs}$$

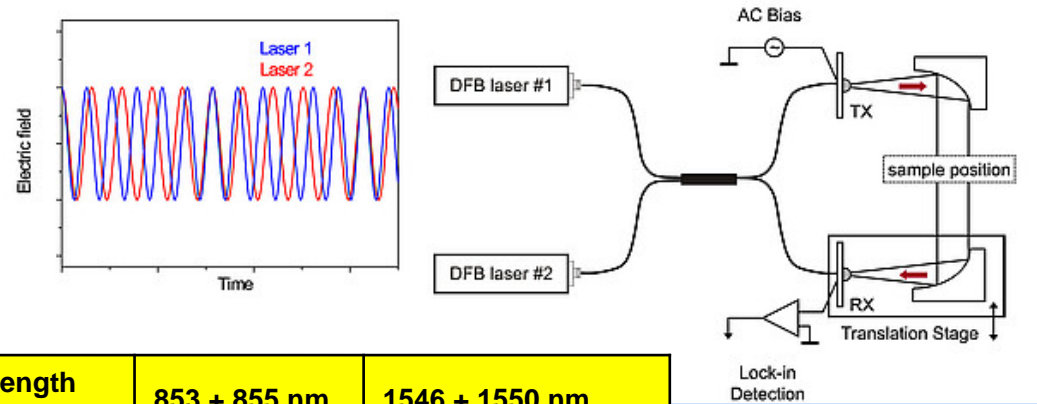
$$P_{Rad} = 0.01 \text{ mW}$$

$$P_{opt} = 100 \text{ mW}$$

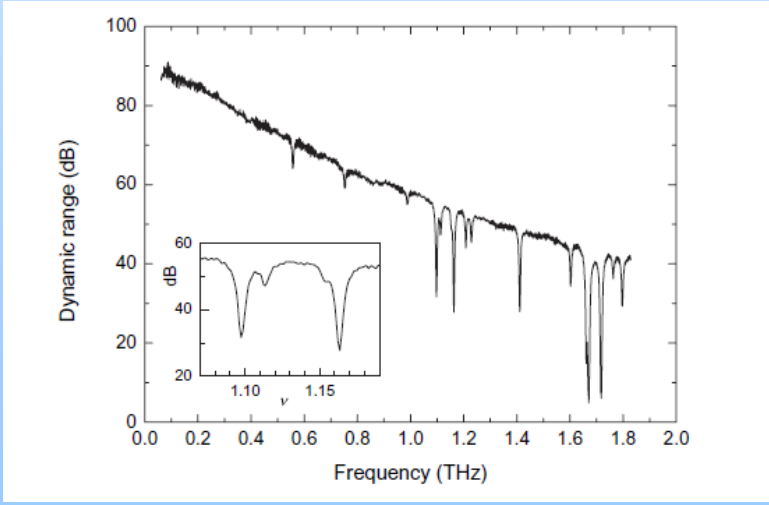
**Low efficiency !
Requires further
improvements**

2-laser diodes CW THz systems

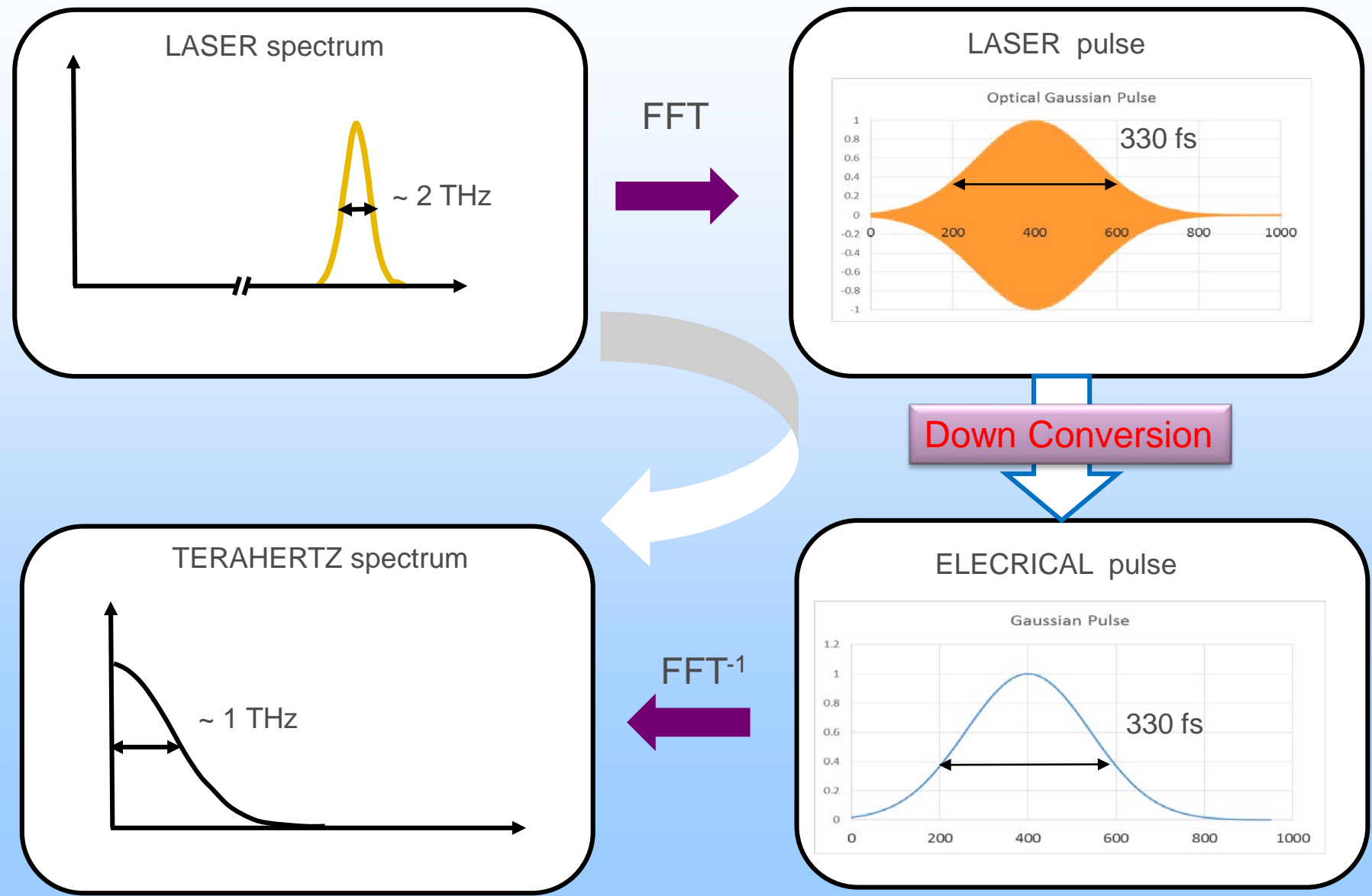
Commercial equipment (Germany)



Wavelength range*	853 + 855 nm	1546 + 1550 nm
Lasers	2x DL DFB	TeraBeam 1550
Laser power (fiber output)	2 x 50 mW	2 x 30 mW
Scan range per diode	± 1.3 nm	± 2.2 nm
Frequency accuracy	2 GHz absolute , 10 MHz relative	
THz scan range	Typ. 0 – 1800 GHz	Typ. 0 – 1200 GHz
Optical isolation	60 dB per laser	80 dB per laser



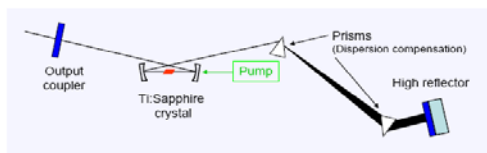
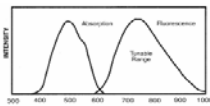
From Optics down to THz: case of pulsed regime



Femtosecond lasers for THz pulse generation

Kerr lens modelocked Ti:Sa

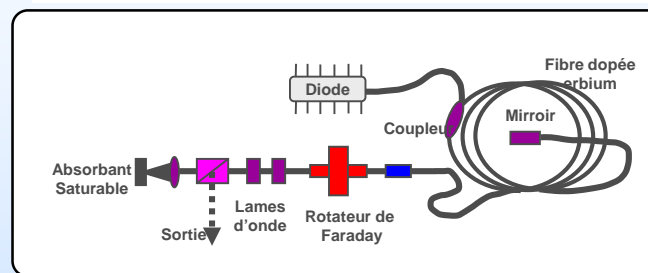
- Ti:sapphire has large bandwidth
- Supports shortest pulses
- Simple (amazingly)



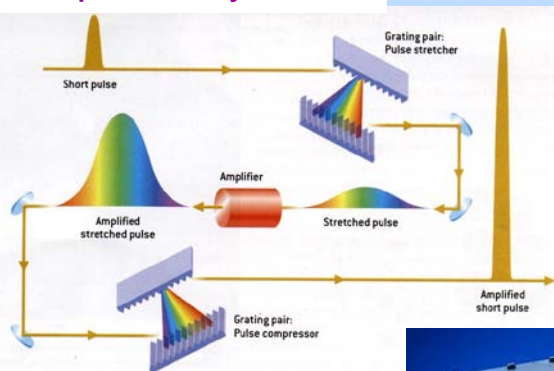
M.T. Asaki, et al, Opt. Lett. 18, 977 (1993)



Erbium doped fiber modelocked laser



Amplified Systems



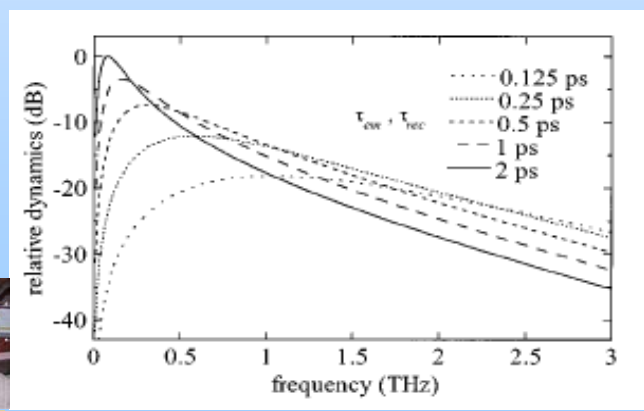
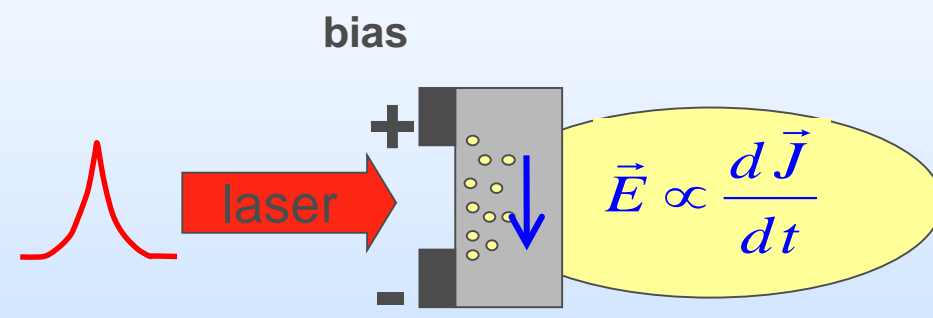
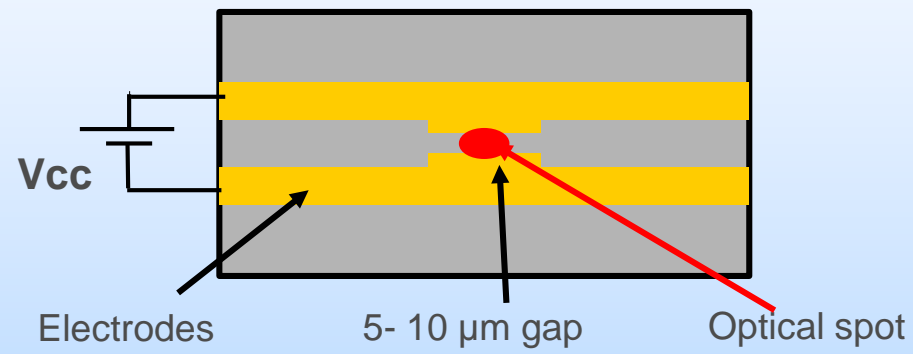
Plenty of Commercial lasers available

- from 800 to 2200 nm wavelength
- from 12 to 250 fs
- from 1 kHz to 1 GHz rep. Rate
- from nJ to mJ per pulse
- from 20 k€ to 300 k€

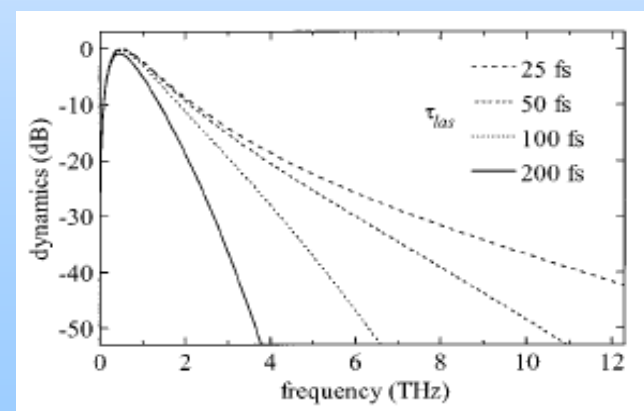
Pulsed THz emission with a dipole antenna



Typical photoconductive antenna



Spectre calculé pour différents temps de vie des porteurs (Δt laser = 80fs)

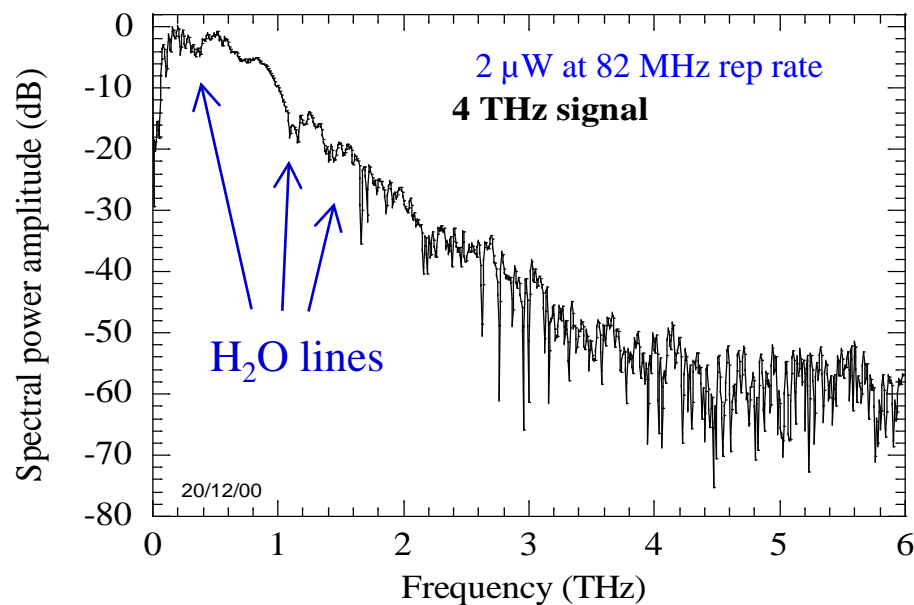
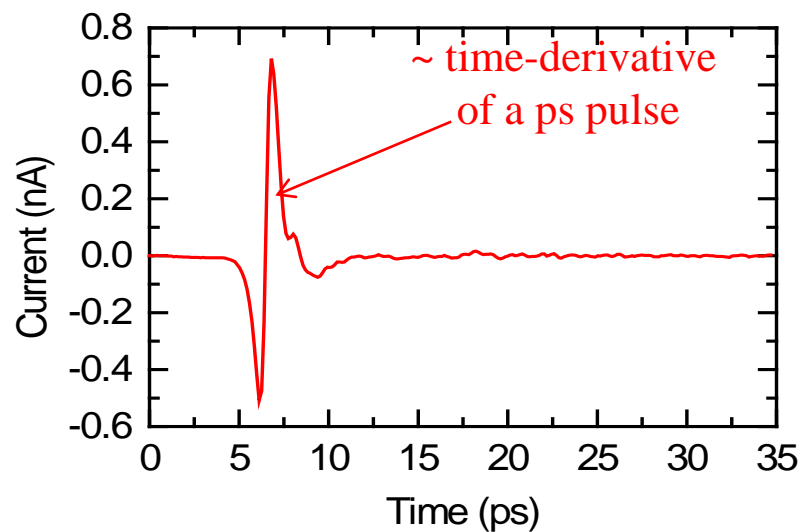


Spectre calculé pour différents Durée d'impulsion laser ($\tau_{\text{porteurs}} = 300\text{fs}$)



Typical THz signal radiated by a photoswitch

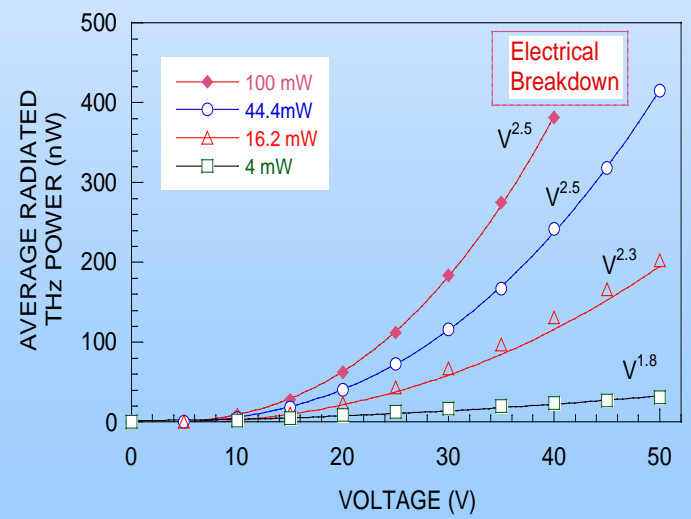
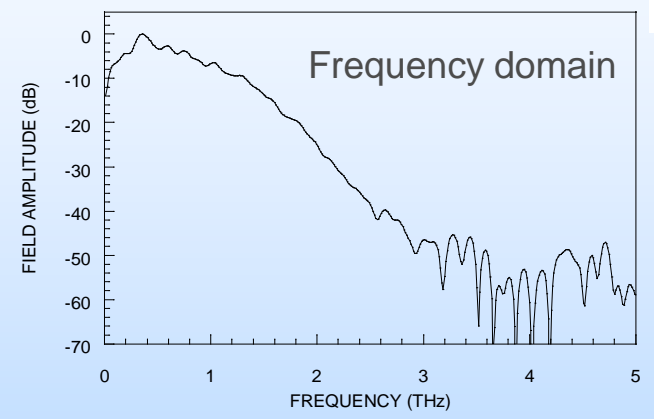
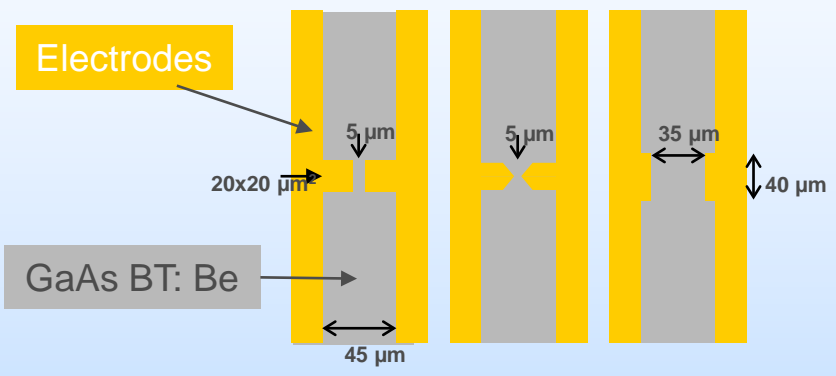
- Photoconductive emission using a femtosecond Ti:Sa Oscillator (100 MHz, 500 mW)



Pulsed THz emission with dipole antenna PSW



- Photoconductive emission using optimized dipole antenna



$P(\text{THz})$ varies with V_{bias}^2 and P_{opt}^2



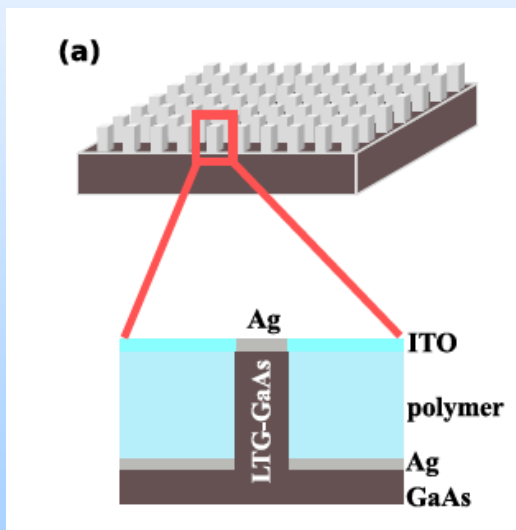
$P_{\text{THz}} = 10 \mu\text{W}$ broadband
Cost = 1500 €

Improved 3D device based on nano-photonics and plasmonic effects

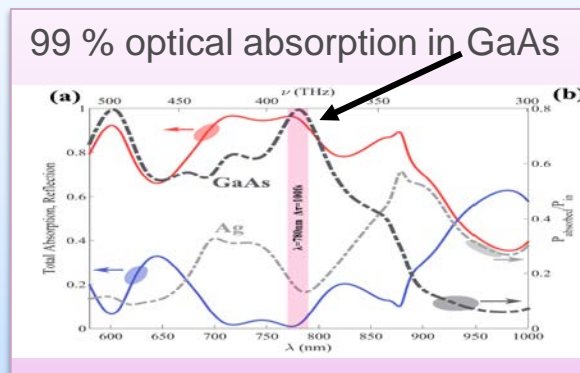
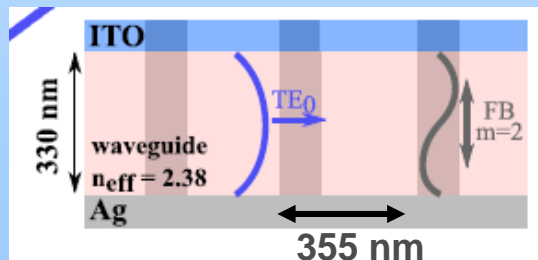


- Our goal is to have very efficient component to generate ps pulses with very low amount of optical power

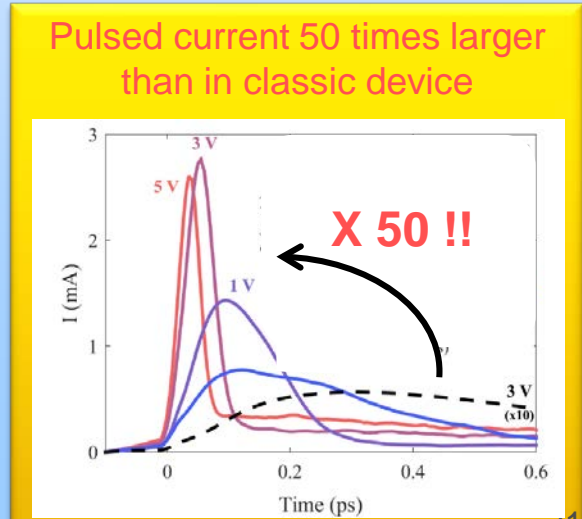
Array of GaAs nano-pillars



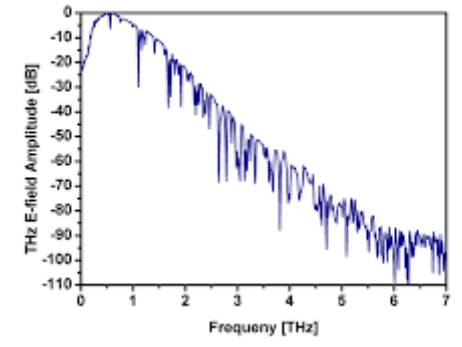
Waveguide resonance
+
Fabry- Perot resonance
+
Plasmon excitation



Simulation results



THz Time Domain Spectroscopy Systems based on pulsed THz generation in photoswitches



Prog. Quant. Electr., Vol. 4, pp. 207-232. Pergamon Press, 1976. Printed in Great Britain

FAR-INFRARED GENERATION BY OPTICAL MIXING

Y. R. SHEN

Department of Physics, University of California and Inorganic Materials Research Division,
Lawrence Berkeley Laboratory, Berkeley, California 94720, U.S.A.

The motivation for studying far-infrared generation by this method is twofold. First, the far-infrared generation is closely related to other nonlinear optical processes such as the electro-optical effect, sum-frequency generation, etc. By studying the various nonlinear optical processes, we can have a better understanding of not only the nonlinear optical properties of matter, but also optical wave propagation in a nonlinear medium. Secondly, we hope to find a new far-infrared source which is superior to those presently available. This second aspect is clearly of practical importance; let us therefore elaborate a little on it.

Non-linear Optics : second order effects

$$\frac{\partial^2 \vec{E}}{\partial z^2} - \frac{1}{c^2} \frac{\partial^2 \vec{E}}{\partial t^2} = \mu_0 \frac{\partial^2 \vec{P}}{\partial t^2} \quad \text{With}$$

$$\vec{P} = \epsilon_0 \chi^{(1)} \vec{E} + \epsilon_0 \left[\chi^{(2)} \vec{E}^2 + \dots \right]$$

P_{NL} generally very weak...

- Consider the interaction between 2 waves at ω_1 et ω_2 in a non-linear $\chi^{(2)}$ media

$$E(t) = \frac{1}{2} \{ A_1 \exp(i\omega_1 t - ik_1 z) + cc \} + \frac{1}{2} \{ A_2 \exp(i\omega_2 t - ik_2 z) + cc \}$$

The non-linear polarization is proportionnal to :

$E(t)^2 \propto A_1^2 \exp(2i\omega_1 t - 2ik_1 z) + cc$	2nd-harmonic gen
$+ A_2^2 \exp(2i\omega_2 t - 2ik_2 z) + cc$	2nd-harmonic gen
$+ 2A_1 A_2 \exp[i(\omega_1 + \omega_2)t - i(k_1 + k_2)t] + cc$	Sum-freq gen
$+ 2A_1 A_2^* \exp[i(\omega_1 - \omega_2)t - i(k_1 - k_2)t] + cc$	Difference-freq. generation
$+ 2 A_1 ^2 + 2 A_2 ^2$	Rectification

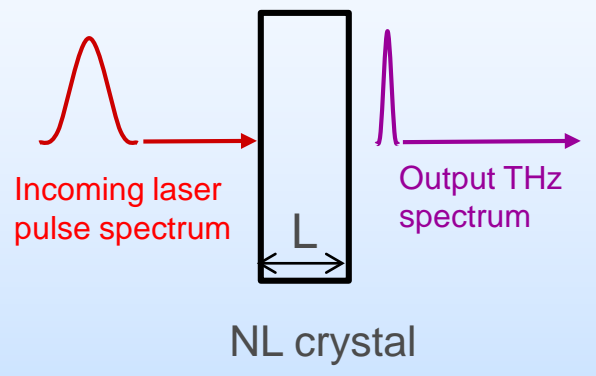
THz Generation by optical rectification

NL Helmutz equation

$$\frac{\partial^2 E(\omega_{THz}, z)}{\partial z^2} + k_{THz}^2 E(\omega_{THz}, z) = -\frac{\omega_{THz}^2}{\epsilon_0 c^2} P_{NL}(\omega_{THz}, z)$$

Source term at ω_{THz}

$$P_{NL}(\omega_{THz}, z) = \epsilon_0 \cdot \chi^{(2)}(\omega_{THz}) \cdot E_{laser}^2 \cdot S(\omega_{THz}) \cdot \exp(i \frac{\omega_{THz}}{V_g} z)$$



Generated Field at ω_{THz}

$$E_{THz}(\omega_{THz}, L) = i \frac{\omega_{THz}^2}{c^2} \cdot \chi^{(2)}(\omega_{THz}) \cdot E_{laser}^2 \cdot S(\omega_{THz}) \cdot L \exp\left(i \left(k_{THz} + \frac{\omega_{THz}}{V_g}\right) \frac{L}{2}\right) \left[\frac{\sin(\Delta k L / 2)}{\Delta k} \right]$$

- Nonlinear coeff of the crystal
- Laser peak amplitude
- Spectral density depends on laser pulse duration

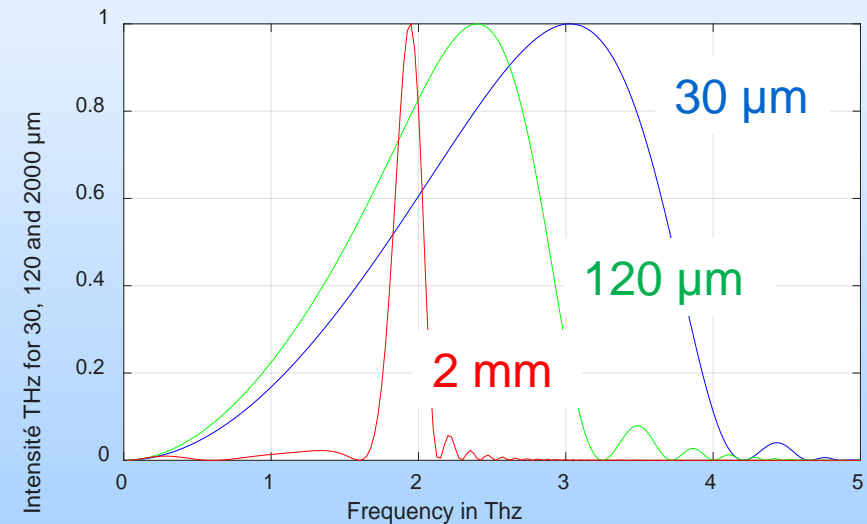
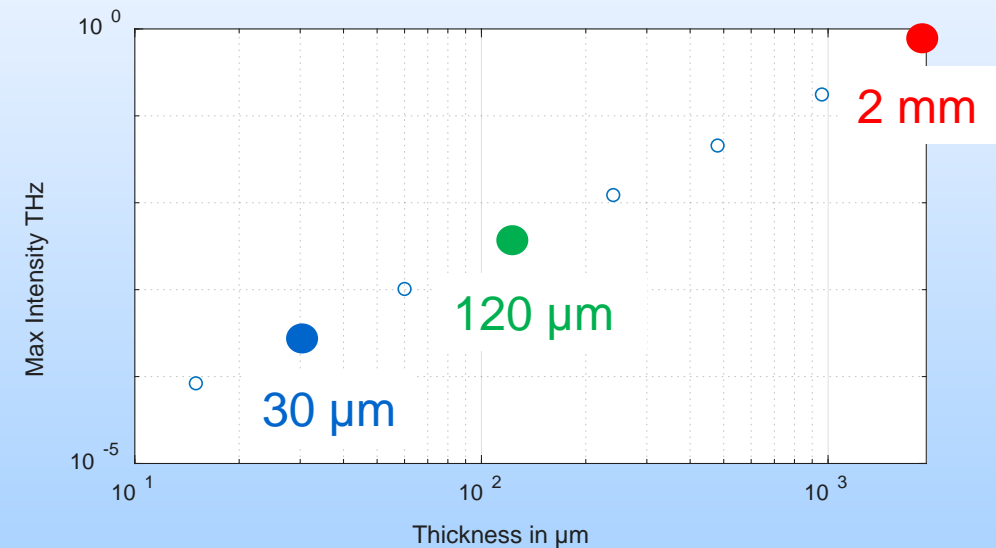
$\Delta k \equiv \omega_{THz} \left(\frac{n_{THz}}{c} - \frac{1}{V_g} \right)$

Phase mismatch due to velocity mismatch:

- the NL terms propagates at the IR group velocity V_g
- The THz wave propagates at the THz phase velocity...

THz Generation by optical rectification

$$I_{THz}(\omega_{THz}, L) \propto \frac{\omega_{THz}^4}{c^4} \left[\chi^{(2)}(\omega_{THz}) \cdot I_{laser} \cdot S(\omega_{THz}) \right]^2 \cdot L^2 \left[\frac{\sin(\Delta k L / 2)}{\Delta k} \right]^2$$



- Thick Crystal = High power
- Thin Crystal = large THz spectrum

Figure of Merit of usual non-linear crystals for DFG

crystal	EO coefficient	refractive index	DC dielectric constant	figure of merit (rectification)	GVD	EOS V_π	phonon f_{TO}
	(pm/V)			(pm/V)	(ps/mm)	(kV)	(THz)
ZnTe	$r_{41}= 4,04$	$n=2,853$	$\epsilon=10,1$	~ 45	1,1	6,75	5,3
LiTaO ₃	$r_{33}= 30,5$ $r_{13}= 8,4$	$n_o=2,176$ $n_e=2,180$	$\epsilon_{1,2}=41$ $\epsilon_{1,2}=43$	≤ 85	14,1	2,01 7,27	6,23
LiNbO ₃	$r_{33}= 30,9$ $r_{51}= 32,6$	$n_o=2,286$ $n_e=2,200$	$\epsilon_{1,2}=43$ $\epsilon_3=28$	≤ 110	14,2	1,71 1,82	4,5
KTP	$r_{33}= 36,3$ $r_{23}= 15,7$	$n_e=1,866$	$\epsilon_{1,2}=11$ $\epsilon_3=15$	≤ 109	5,4	2,68	
DAST	$r_{11}= 77$	$n_o=2,46$ $n_e=1,70$	8,0 2,9	≤ 600	1,22	0,71 2,16	2.28 i=1 1.13 i=2 1.50 i=3

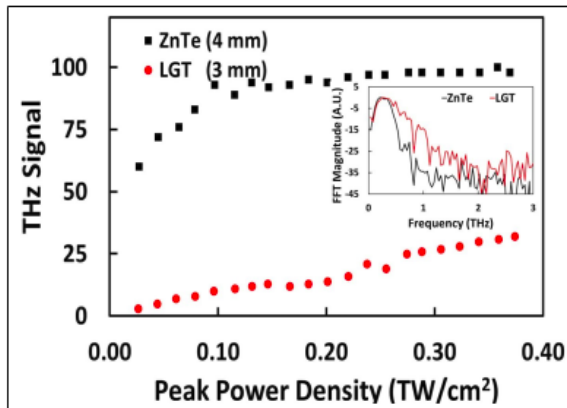
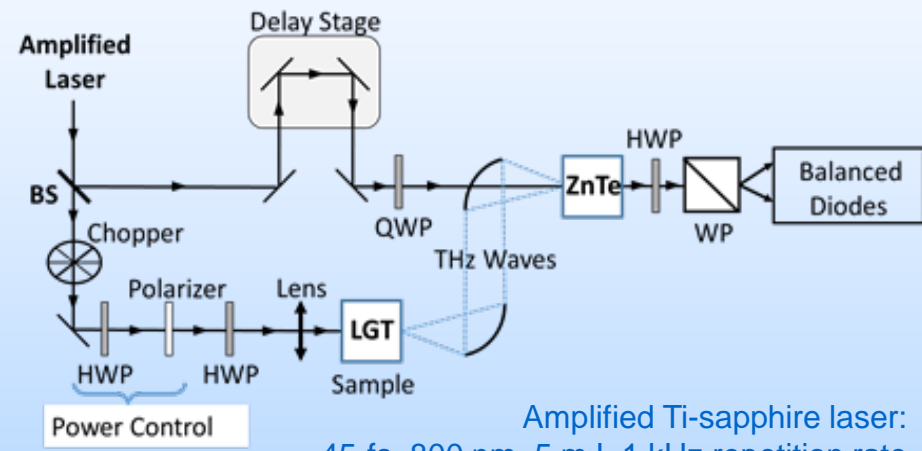
Choice of the crystal depends on the application... and on the source

Terahertz generation in a langatate crystal by optical rectification



Langatate crystal
 $\text{La}_3\text{Ga}_{5.5}\text{Ta}_{0.5}\text{O}_{14}$

- Piezoelectric properties
- No phase change up to its melting point (1450 ° C)
- Piezoelectric constant (d_{11}) stable up to 600°C
- Damage threshold 6 times higher than LiNbO_3

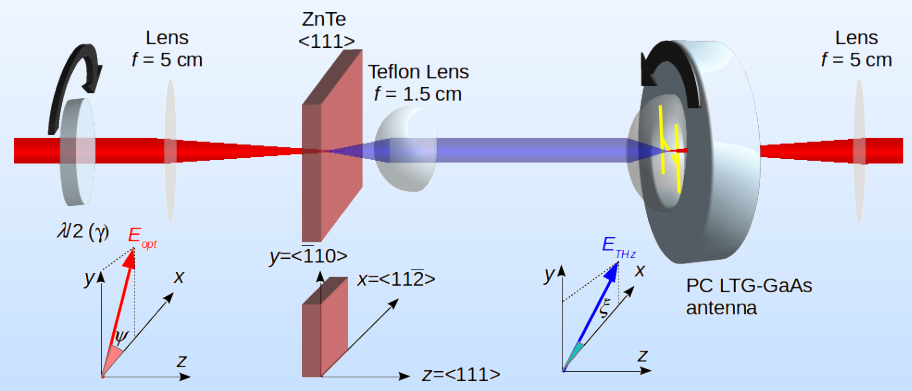


- ZnTe crystal generates more THz signal than LGT, it starts to saturate over 0.1 TW/cm².
- However, LGT crystal presents a good linearity up to 0.37 TW/cm²

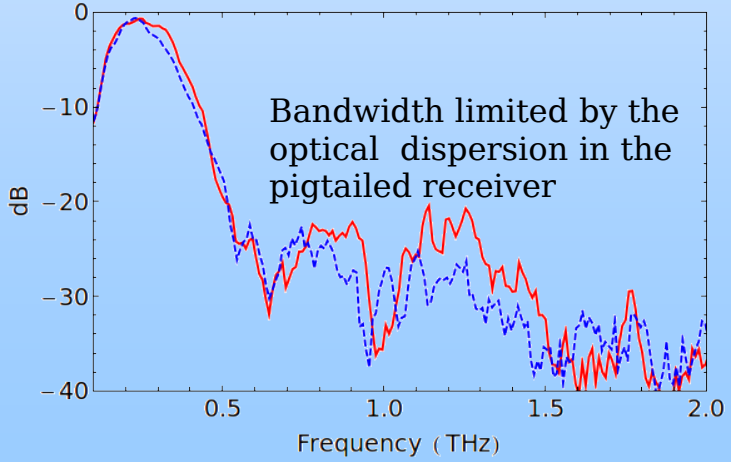


Control of the THz polarization state by optical rectification within a cubic crystal

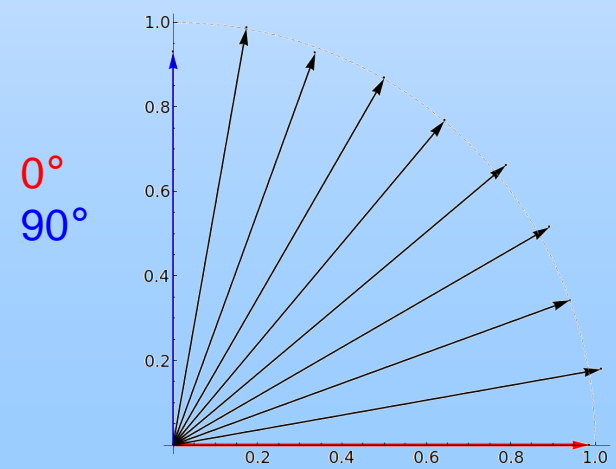
- OR is linked to the group symetry of the crystals : use of a cubic crystal to control THz polarization by rotating the IR pulses polarization



THz spectrum

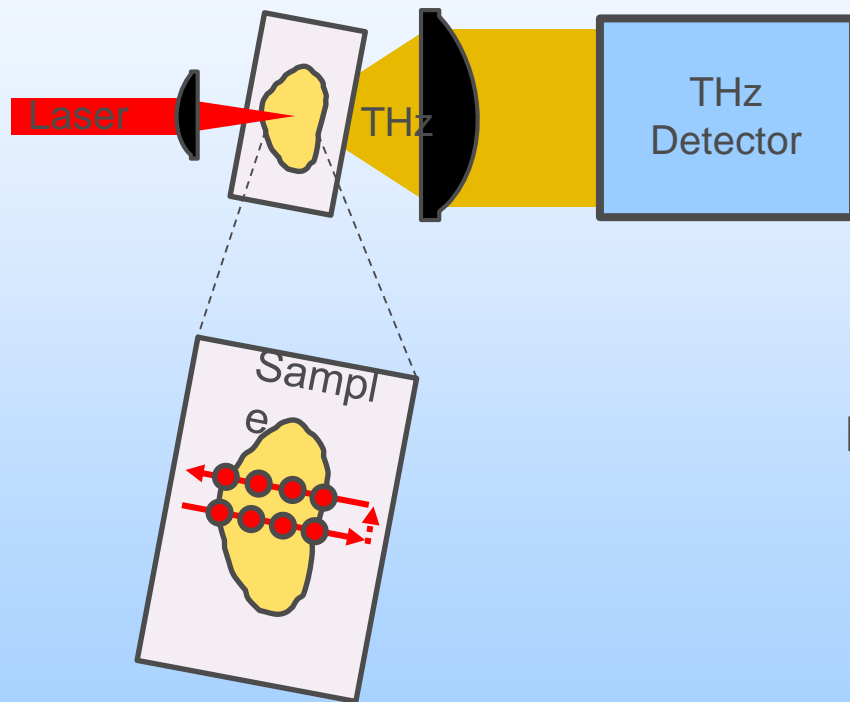


THz polarization state



Optical rectification TeraHertz Imaging

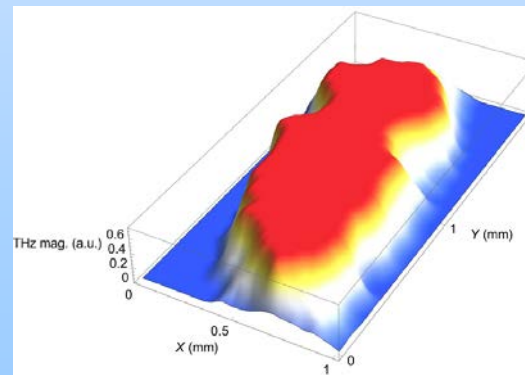
Idea : Probing and imaging the structure of a material by probing its NL « local » properties through THz generation



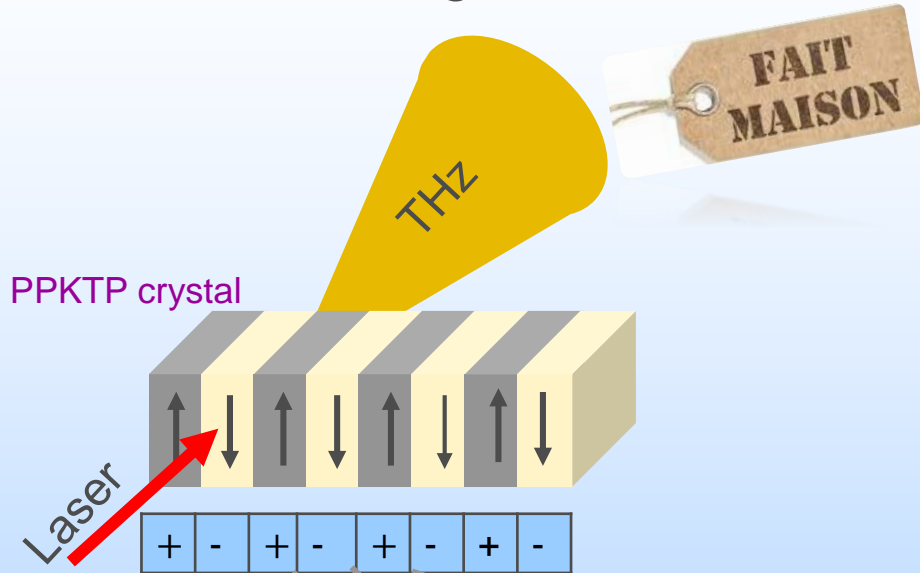
→ Imaging point by point by moving the sample

→ Resolution depends on laser spot size not on THz wavelength

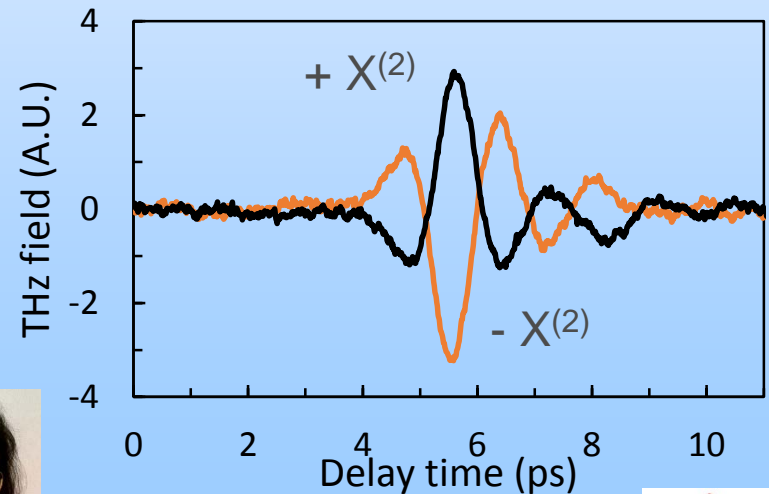
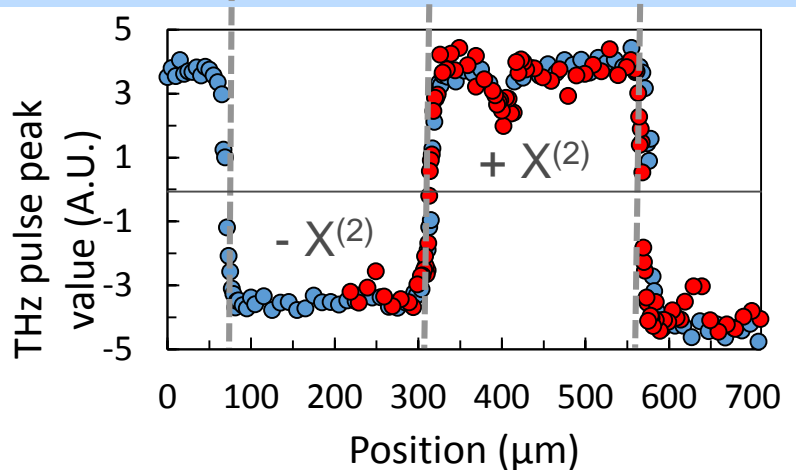
Imaging of a sugar grain



Optical rectification TeraHertz Imaging in PPKTP crystals



- Imaging point by point by moving the sample
- Resolution depends on laser spot size not on THz wavelength
- Imaging PPKTP crystal: Generated THz waves should be inverted as the crystal orientation is flipped !



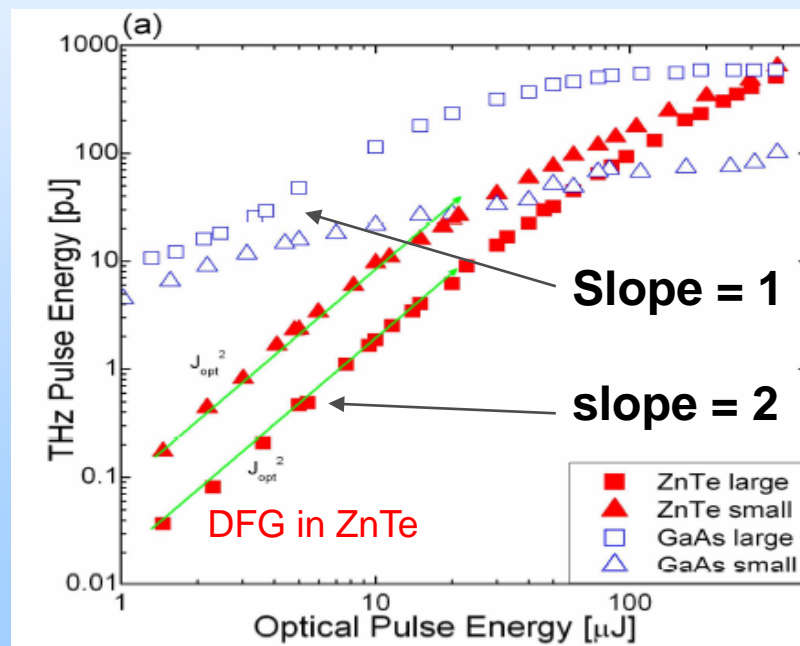
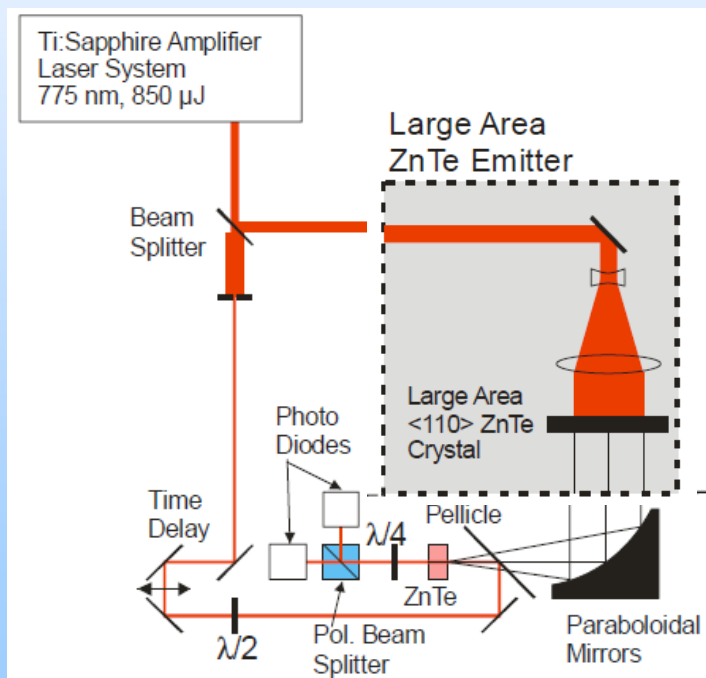
Gizem Soylu's work



Towards high THz power generation using amplified pulsed lasers

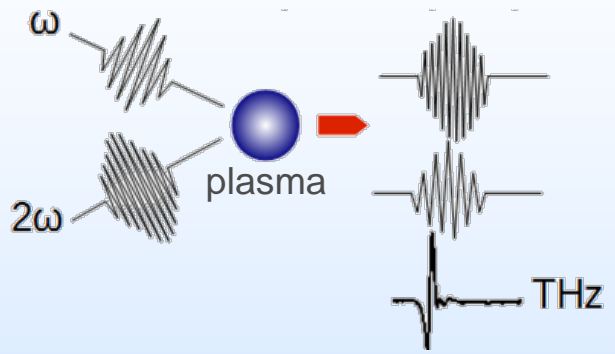
- Use of large area nonlinear crystal (ZnTe)

850 $\mu\text{J}/\text{pulse}$ (150 fs)
Rep. Rate = 1 kHz

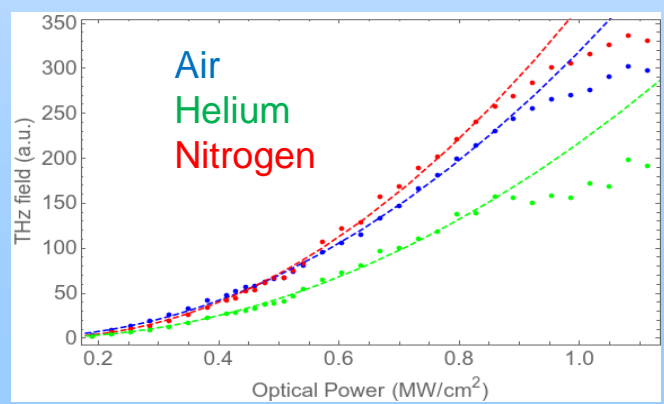
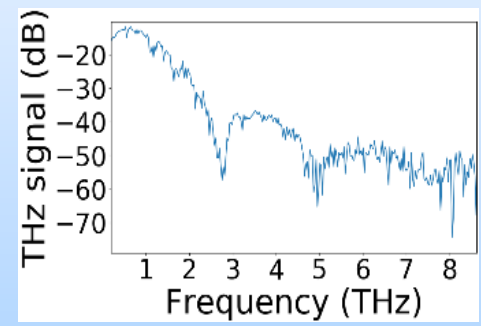
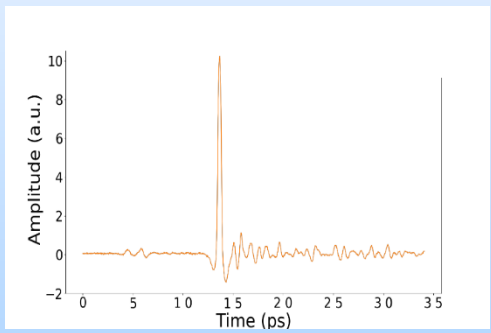
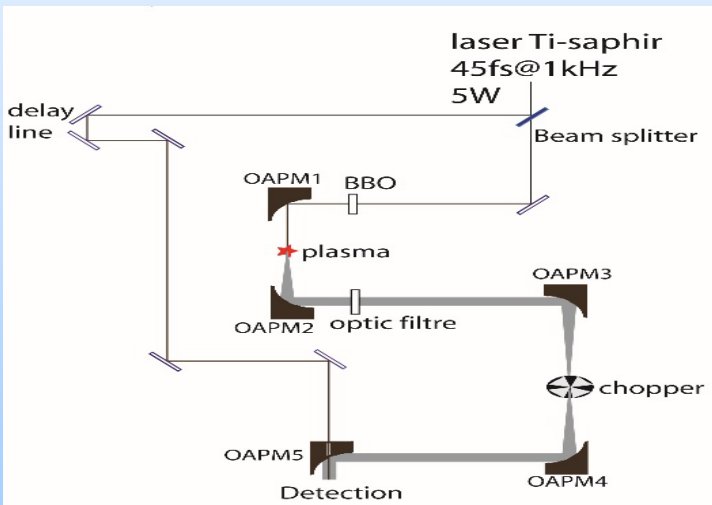


Max THz field = 10 kV/cm

THz generation in Plasma



- Photo-generated plasma by femtosecond optical breakdown in air
- Acceleration of ions and e- by charge repulsion and ponderomotive force
- Radiation of electromagnetic signal by the accelerated charges
- ω and 2ω light beams induce a dipole-like symmetry breaking
- Intense THz peak power (THz fields over MV/cm)



Spectroscopie THz ultra-large bande à l'Université Technologique du Danemark (P. Jepsen)

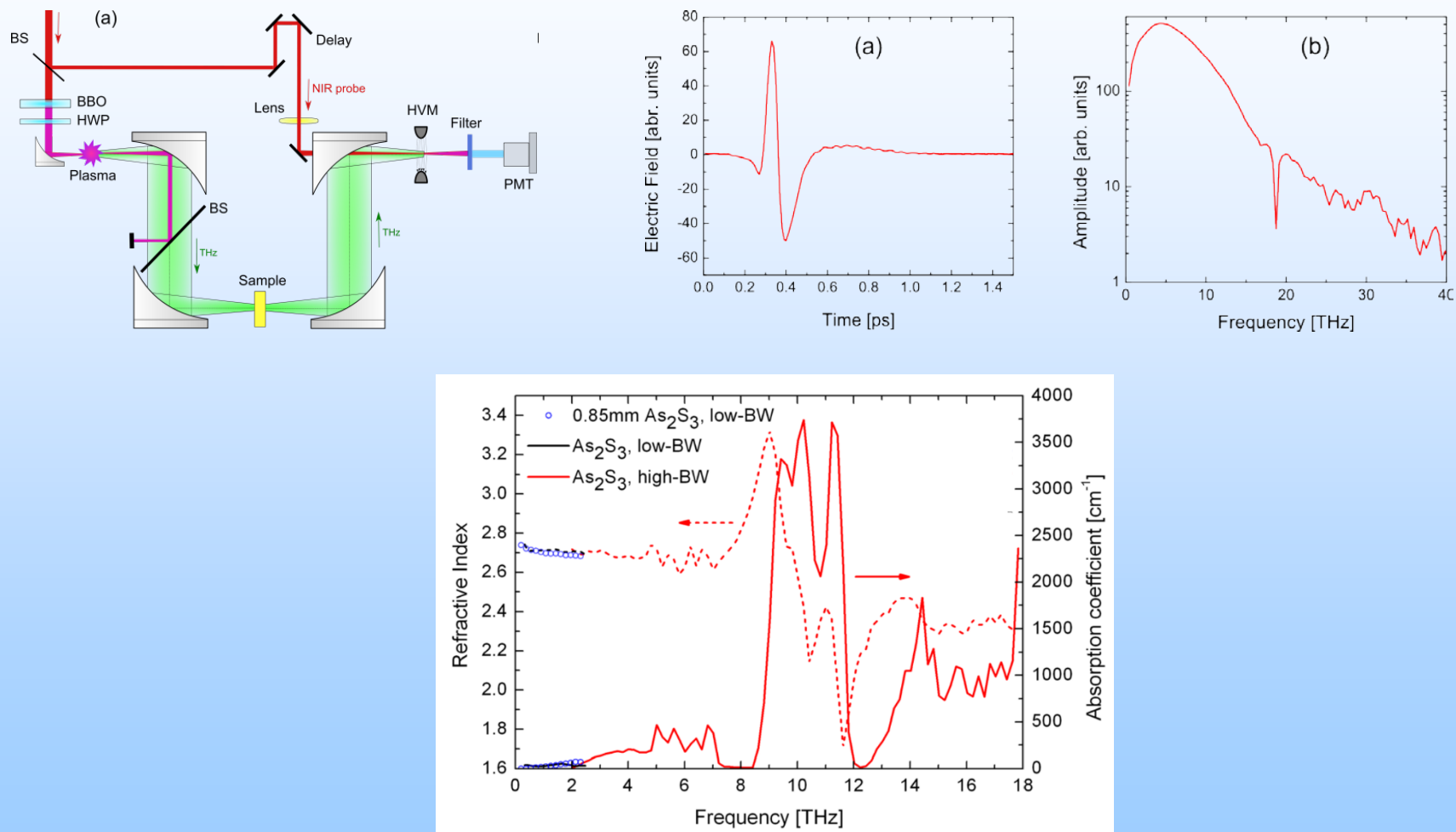


Figure 3: Refractive index (dashed line) and absorption coefficient (solid line) of As₂S₃. The high bandwidth measurements are performed by THz-ABCD system (red) for 13.6 μm thick sample. For comparison the spectroscopy results by photoconductive antenna-based THz-TDS system on thin (black) samples and on a 0.85 mm thick (blue circles) sample

THz sources: who is the winner ?

CW sources

below 600 GHz: **Transistors based oscillators** are Ultra-compact, Powerful, Versatile, CMOS Integrated, Low-Cost (?)

above 4 THz: **Quantum Cascade Lasers** are working at « Room Temperature » (quasi), Ultra-compact, Powerful, Efficient

fr. 0.6 to 4 THz: **Down Conversion of Photonic Sources** offers large panel of possibilities such as tunability, narrow linewidth, CW or pulsed regime etc...

Broadband sources

incoherent: **Blackbody radiation** is popular, low cost, reliable

coherent: **Down conversion of fs pulses** offers ultrastable THz pulses, large measurements dynamics, versatile, potentially High Peak power

CONCLUSION

source	gamme spectrale (THz)	puissance	avantages	inconvénients
corps noir	toute la gamme	pW à 0,1 THz μ W à 10 THz	simplicité large bande	puissance incohérent
Gunn	0,1 → 1	100 mW CW 1 mW CW	compact	fréquence limitée
Impatt	→ 0,3	10 mW	compact	fréquence limitée
Tunett RTD	→ 0,4	10 μ W	compact	puissance fréquence limitée
Smith-Purcell	toute la gamme	100 nW	accordable	gros appareil
FEL	toute la gamme	très puissants → 100 W CW	puissance spectre	grands instruments
BWO	→ 0,2	10 μ W	compact accordable	bruyant fréquence limitée
lasers moléculaires	lignes spectrales	ex : CH ₃ OH 100 mW à 2,52 THz	pureté spectrale	stabilité, volumineux
lasers QCL	1,9 ←	10 mW	compact, rendement	cryogénie puissance
optoélectronique impulsif	0,1 → 60	μ W	spectre cohérent, aspect temporel	puissance limitée, résolution spectrale
CW battement optique	→ 3	μ W	compact, pureté spectrale	puissance faible

Acknowledgements

- Farah Al-jammal, Nisrine Arab, Lionel Bastard, Maxime Bernier, Jean Emmanuel Broquin, Jean Louis Coutaz, Frédéric Garet, Gwenaël Gaborit, Giorgos Georgiou, Emilie Hérault, Robert Horvath, Bastien Muller, Florent Pallas, Federico Sanjuan, Gizem Soylu, Guy Vitrant from IMEP-LAHC
- Jean-François Lampin and E. Peytavit and G Ducourneau from IEMN, Lille
- Antoine Kervorkian and Grégoire Souhaité from Teem Photonics



Thank you for your attention,